


YAMAHA




**PARTS
CATALOGUE**

YZF1000R'96 (4SV1)
YZF1000R'96 (4VG1)
YZF1000R'96 (4VD1)
YZF1000R'96 (4VF1) EUROPE

164SV-300E1

YAMAHA
GENUINE
Parts & Accessories



A3

FOREWORD

This Parts Catalogue is related to the parts for the model(s) in the below frame. When you are ordering replacement parts, please refer to this Parts Catalogue and quote both part numbers and part names correctly.

YZF1000R'96(4SV1,4VG1,4VD1,4VF1)

1. Modifications or additions which have been made after issue of the Parts Catalogue will be announced in the Yamaha Parts News.
It is advisable that you make necessary corrections to the Parts Catalogue according to the Yamaha Parts News.

2. Abbreviations

The following abbreviations are used in this Parts Catalogue.

- "UR" Use specified parts number.
- "UN" Use as many as needed.
- "AP" Alternate Parts
- "LM" Local Made (Parts need to be ordered locally)
- "F#" Frame No. (Applicable machine No.)

3. Parts, which are to be supplied in an assembly, are listed with a dot (.) in front of the part name as shown below.

EXAMPLE

- CARBURETOR ASSY
- . JET, PILOT
- . NOZZLE, MAIN

4. Number of component for assembly

The numeral appearing to the right of each component part indicates the quantity of parts for each assembly unit.

EXAMPLE

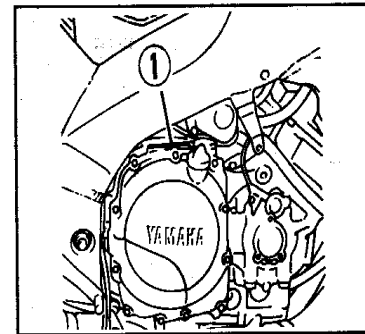
PART NO.	DESCRIPTION	Q'TY	REMARKS
2F5-83310-60	FRONT FLASHER LIGHT ASSY	2	
115-83311-60	. BULB (6V-18W)	1	

5. Applicable colors of graphics are represented in the "REMARKS" as shown below.

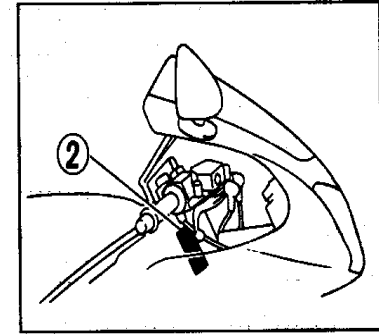
PART NO.	DESCRIPTION	Q'TY	REMARKS
2N4-24110-00-X5	FUEL TANK COMP.	1	MAXIM RED
3J1-24240-10	. GRAPHIC, FUEL TANK	1	for MXR

6. Applicable Serial No.

① Engine Serial No.



② Frame Serial No.



7. Note that the illustrations are for reference in finding parts numbers, not to be used for assembling. When assembling, please use the applicable service manual.
8. The asterisk (*) before a reference number indicates modification items after the first edition.

CONTENTS

ENGINE

Cylinder Head	B2
Cylinder	B3
Crankshaft · Piston	B4
Valve	B5 ~ B6
Camshaft · Chain	B7
Water Pump	B8
Radiator · Hose	B9 ~ B10
Oil Pump	B11 ~ B12
Oil Cleaner	B13
Intake	B14 ~ B15
Carburetor	C2 ~ C4
Exhaust	C5
Crankcase	C6 ~ C7
Crankcase Cover 1	C8 ~ C9
Starter	C10
Clutch	C11
Transmission	C12 ~ C13
Shift Cam · Fork	C14
Shift Shaft	C15

CHASSIS

Frame	D2 ~ D3
Fender	D4 ~ D5
Side Cover	D6
Rear Arm	D7 ~ D8
Rear Suspension	D9

Steering	D10
Front Fork	D11 ~ D12
Fuel Tank	D13 ~ D14
Seat	D15
Front Wheel	E2
Front Brake Caliper	E3
Rear Wheel	E4 ~ E5
Rear Brake Caliper	E6
Steering Handle · Cable	E7
Front Master Cylinder	E8 ~ E9
Front Master Cylinder 2	E10
Stand · Footrest	E11 ~ E13
Rear Master Cylinder	E14 ~ E15
Cowling 1	F2 ~ F3
Cowling 2	F4 ~ F5
Generator	F6
Pick Up Coil · Governor	F7
Starting Motor	F8
Flasher Light	F9
Meter	F10
Headlight	F11
Taillight	F12
Electrical 1	F13
Electrical 2	F14 ~ F15

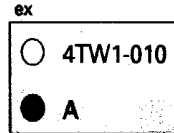
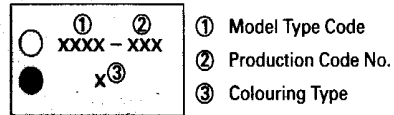
INDEX

NUMERICAL INDEX	L1 ~ L5
-----------------------	---------

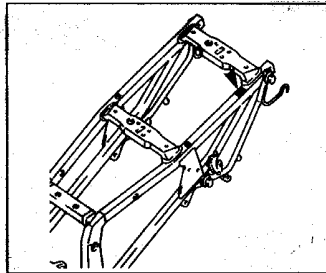
MODEL LABEL

(1) A label called "Model Label" is affixed in the location as indicated in (3) below. When using this parts catalogue, please be sure to cross-refer the "model code - production code No." in the catalogue to the "model code - production code No." indicated on the Model Label affixed onto the product concerned.

(2) "Model Label" Indication



(3) Model Label Affixing Location



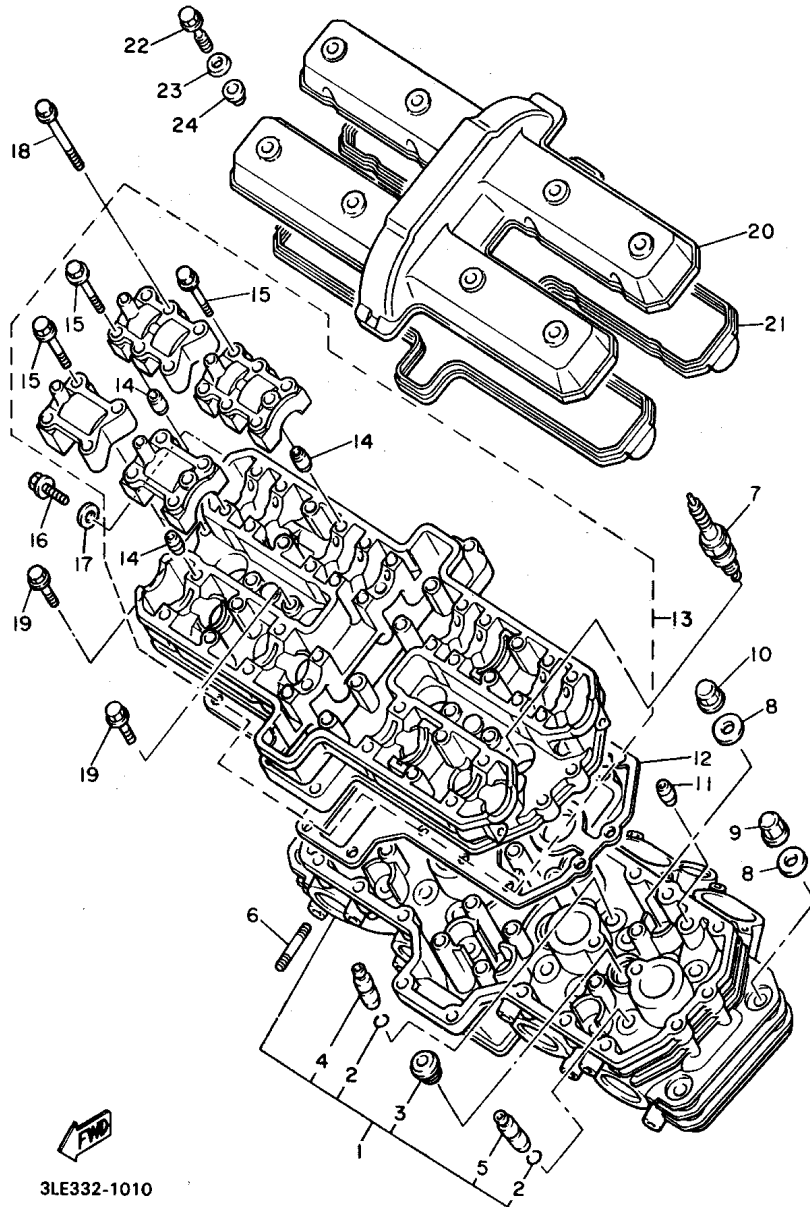
(4) Model Code - Production Code Number of Model Listed in This Parts Catalog

Model code	Production code No.	Country (destination)	Model code	Production code No.	Country (destination)
4SV1	010	ENGLAND			
	020	BELGIUM			
	030	DENMARK			
	050	GREECE			
	060	HOLLAND			
	070	NORWAY			
	080	PORTUGAL			
4VD1	020	FINLAND			
	030	SWEDEN			
4VF1	010	SWITZERLAND			
	020	AUSTRIA			
4VG1	010	ITALY			

(5) Colouring Information

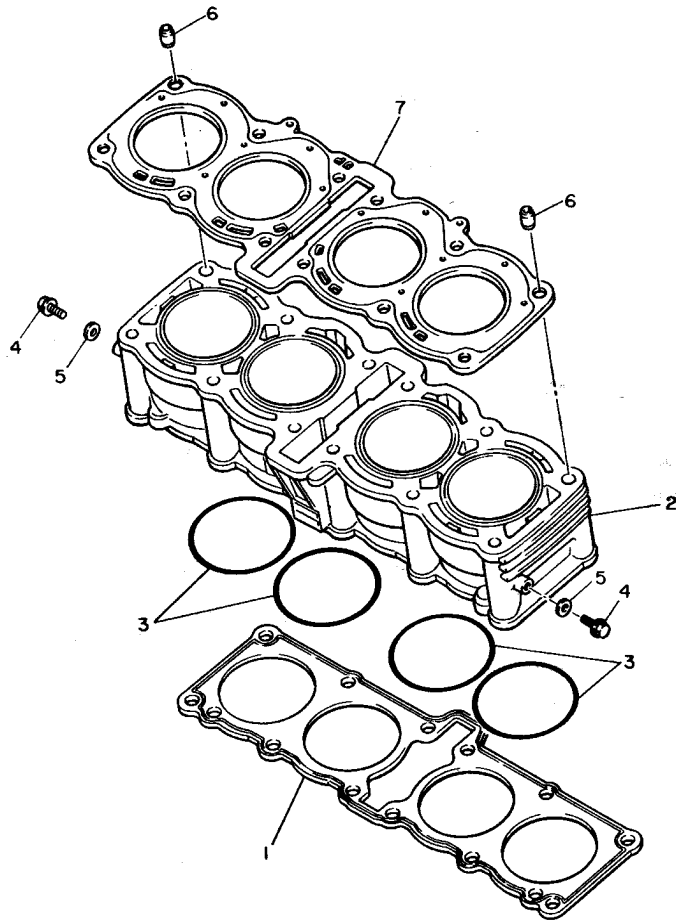
Colouring type code	Colour code	Colour Name	Abbreviation
A	0121	VIVID RED COCKTAIL 1	VRC1
B	004B	BLACK 2	BL2

FIG. 1 CYLINDER HEAD



REF. NO.	PART NO.	DESCRIPTION	QTY	REMARKS
1	4SV-11102-00	CYLINDER HEAD ASSY	1	A
2	93440-10153	•CIRCLIP	20	
3	90340-18101	•PLUG, STRAIGHT SCREW	4	
4	3GM-11133-10	•GUIDE, INTAKE VALVE	12	
5	3GM-11134-10	•GUIDE, EXHAUST VALVE	8	
6	95617-08625	BOLT, STUD	8	
7	94701-00333	PLUG, SPARK (NGK DR8EA)	4	UR
	94701-00222	PLUG, SPARK (ND X24ESR-U)	4	UR
8	90201-103M4	WASHER, PLATE	12	
9	90176-10075	NUT, CROWN	4	
10	90179-10584	NUT	8	
11	99530-10014	PIN, DOWEL	2	
12	3FV-11182-00	GASKET, CYLINDER HEAD 2	1	
13	3GM-1115A-01	CAM CASE ASSY	1	
14	99510-08016	•PIN, DOWEL	16	
15	90105-06153	•BOLT, WASHER BASED	16	
16	95027-06012	BOLT, FLANGE	1	
17	90430-06014	GASKET	1	
18	90105-06541	BOLT, WASHER BASED	24	
19	90105-060A0	BOLT, WASHER BASED	11	
20	3GM-11191-00	COVER, CYLINDER HEAD 1	1	
21	4SV-11193-00	GASKET, HEAD COVER 1	1	
22	90109-064F0	BOLT	8	
23	90209-11262	WASHER	8	
24	2GH-1111G-00	RUBBER, MOUNT 1	8	

FIG. 2 CYLINDER

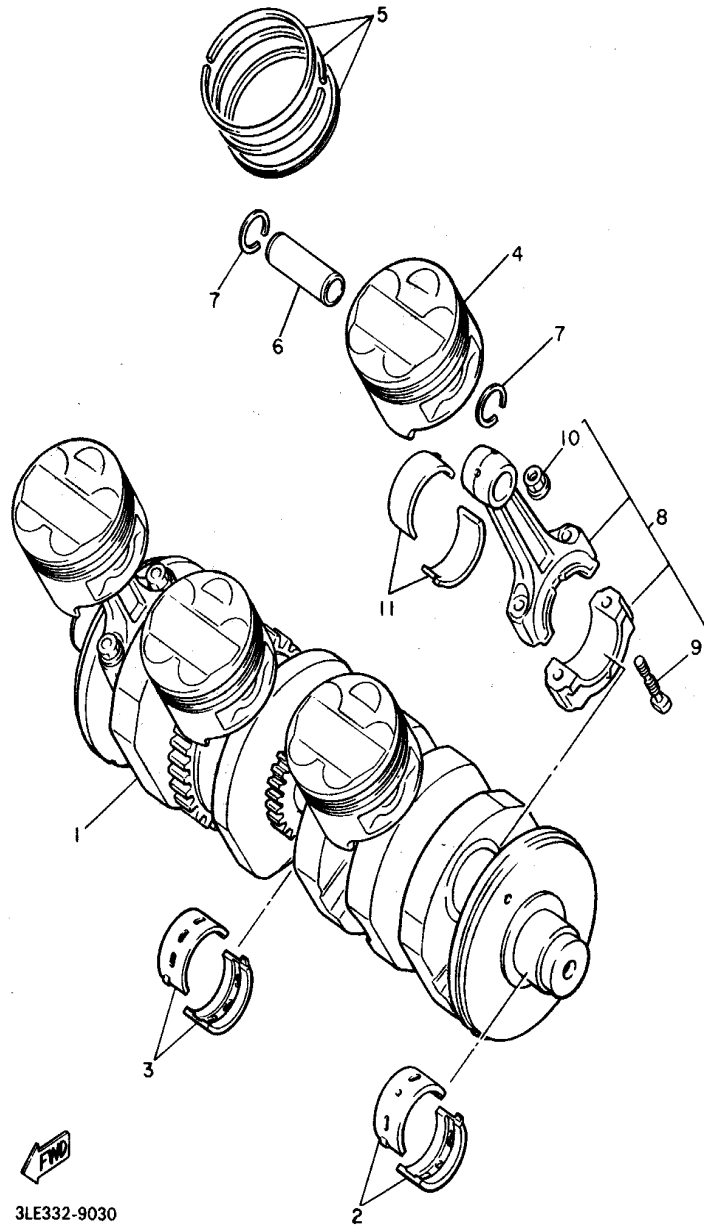


REF. NO.	PART NO.	DESCRIPTION	QTY	REMARKS
1	4SV-11351-00	GASKET, CYLINDER	1	
2	3GM-11310-01	CYLINDER	1	UR
	4PM-11310-01	CYLINDER	1	UR FOR ITA
3	93210-77363	O-RING	4	
4	95027-06012	BOLT, FLANGE	2	
5	90430-06014	GASKET	2	
6	99530-14016	PIN, DOWEL	2	
7	4SV-11181-00	GASKET, CYLINDER HEAD 1	1	


3LE332-9020

B3

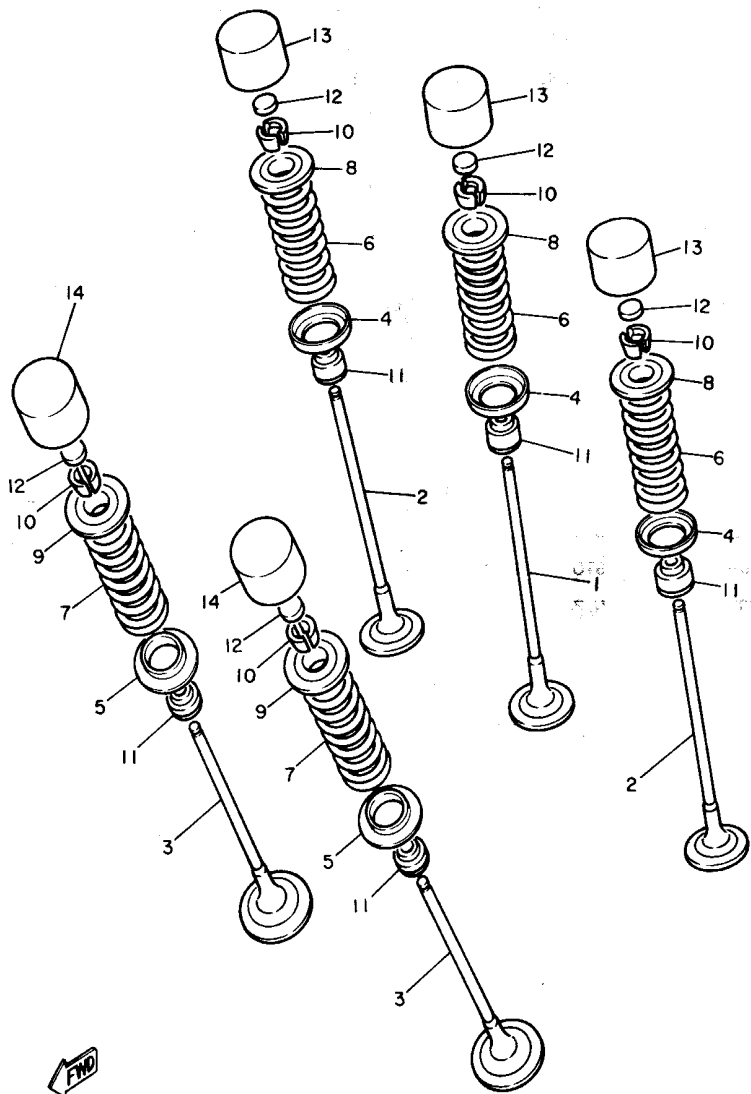
FIG. 3 CRANKSHAFT • PISTON



3LE332-9030

REF. NO.	PART NO.	DESCRIPTION	QTY	REMARKS
1	4SV-11411-00	CRANKSHAFT	1	
2	4SV-11416-00	PLANE BEARING, CRANKSHAFT 1	2	UR BLUE
	4SV-11416-10	PLANE BEARING, CRANKSHAFT 1	2	UR BLACK
	4SV-11416-20	PLANE BEARING, CRANKSHAFT 1	2	UR BROWN
	4SV-11416-30	PLANE BEARING, CRANKSHAFT 1	2	UR GREEN
	4SV-11416-40	PLANE BEARING, CRANKSHAFT 1	2	UR YELLOW
3	3GM-11416-00	PLANE BEARING, CRANKSHAFT 1	8	UR BLUE
	3GM-11416-10	PLANE BEARING, CRANKSHAFT 1	8	UR BLACK
	3GM-11416-20	PLANE BEARING, CRANKSHAFT 1	8	UR BROWN
	3GM-11416-30	PLANE BEARING, CRANKSHAFT 1	8	UR GREEN
	3GM-11416-40	PLANE BEARING, CRANKSHAFT 1	8	UR YELLOW
4	4SV-11631-00	PISTON (STD)	4	
	4SV-11636-00	PISTON (0.50MM O/S)	4	AP
5	3GM-11610-00	PISTON RING SET (STD)	4	
	3GM-11610-20	PISTON RING SET (0.50MM O/S)	4	AP
6	4SV-11633-00	PIN, PISTON	4	
7	93450-19095	CIRCLIP	8	
8	3GM-11650-10	CONNECTING ROD ASSY	4	
9	12R-11654-00	•BOLT, CONNECTING ROD	2	
10	90179-08327	•NUT	2	
11	3GM-11656-00	PLANE BEARING, CONNECTING ROD	8	UR BLUE
	3GM-11656-10	PLANE BEARING, CONNECTING ROD	8	UR BLACK
	3GM-11656-20	PLANE BEARING, CONNECTING ROD	8	UR BROWN
	3GM-11656-30	PLANE BEARING, CONNECTING ROD	8	UR GREEN

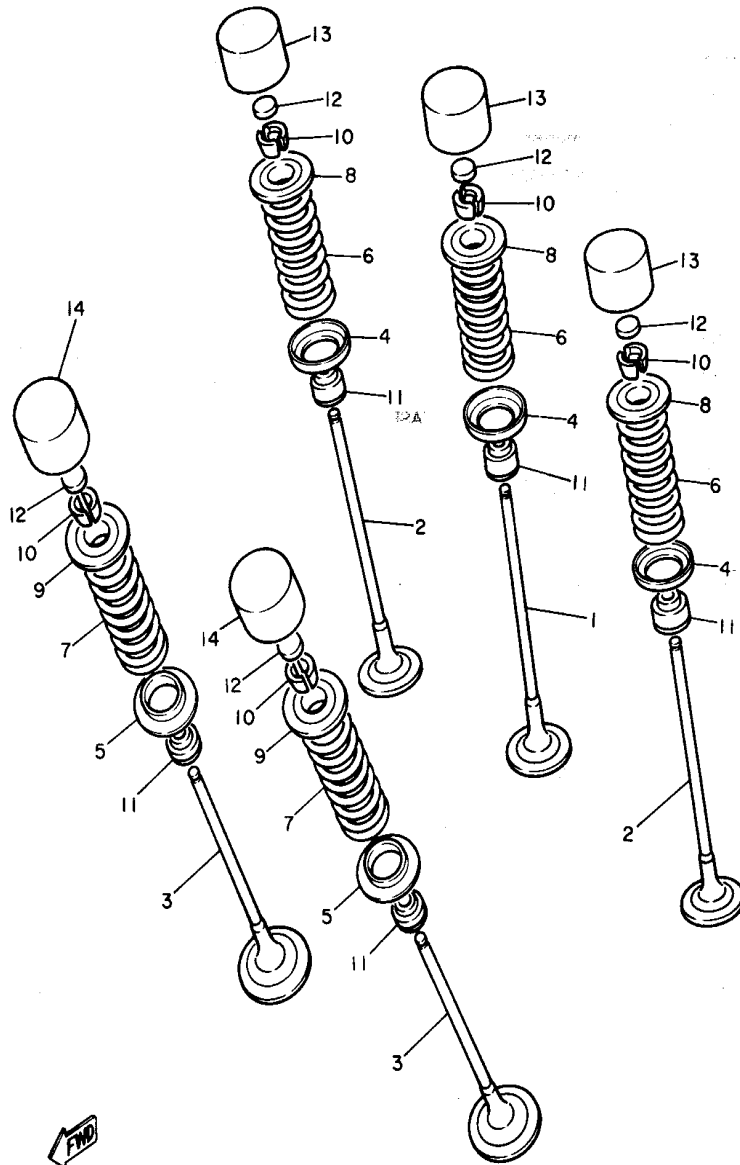
FIG. 4 VALVE



3LE332-9040

REF. NO.	PART NO.	DESCRIPTION	QTY	REMARKS
1	3GM-12111-00	VALVE, INTAKE	4	
2	3GM-12112-00	VALVE, INTAKE 2	8	
3	4SV-12121-00	VALVE, EXHAUST	8	
4	3GM-12116-00	SEAT, VALVE SPRING	12	
5	3GM-12126-00	SEAT, VALVE SPRING 2	8	
6	3GM-12113-00	SPRING, VALVE INNER	12	
7	3GM-12114-00	SPRING, VALVE OUTER	8	
8	3GM-12117-00	RETAINER, VALVE SPRING	12	
9	1WG-12117-00	RETAINER, VALVE SPRING	8	
10	1WG-12118-00	COTTER, VALVE	40	
11	4SV-12119-00	SEAL, VALVE STEM	20	
12	1HX-12168-00	PAD, ADJUSTING 2 (1.20)	20	UR
	1HX-12168-20	PAD, ADJUSTING 2 (1.25)	20	UR
	1HX-12168-40	PAD, ADJUSTING 2 (1.30)	20	UR
	1HX-12168-60	PAD, ADJUSTING 2 (1.35)	20	UR
	1HX-12168-80	PAD, ADJUSTING 2 (1.40)	20	UR
	1HX-12168-A0	PAD, ADJUSTING 2 (1.45)	20	UR
	1HX-12168-F0	PAD, ADJUSTING 2 (1.50)	20	UR
	1HX-12168-H1	PAD, ADJUSTING 2 (1.55)	20	UR
	1HX-12168-K1	PAD, ADJUSTING 2 (1.60)	20	UR
	1HX-12168-M1	PAD, ADJUSTING 2 (1.65)	20	UR
	1HX-12168-R1	PAD, ADJUSTING 2 (1.70)	20	UR
	1HX-12168-U1	PAD, ADJUSTING 2 (1.75)	20	UR
	1HX-12168-W1	PAD, ADJUSTING 2 (1.80)	20	UR
	1HX-12168-Y1	PAD, ADJUSTING 2 (1.85)	20	UR
	1HX-12169-11	PAD, ADJUSTING 2 (1.90)	20	UR
	1HX-12169-31	PAD, ADJUSTING 2 (1.95)	20	UR
	1HX-12169-50	PAD, ADJUSTING 2 (2.00)	20	UR

FIG. 4 VALVE

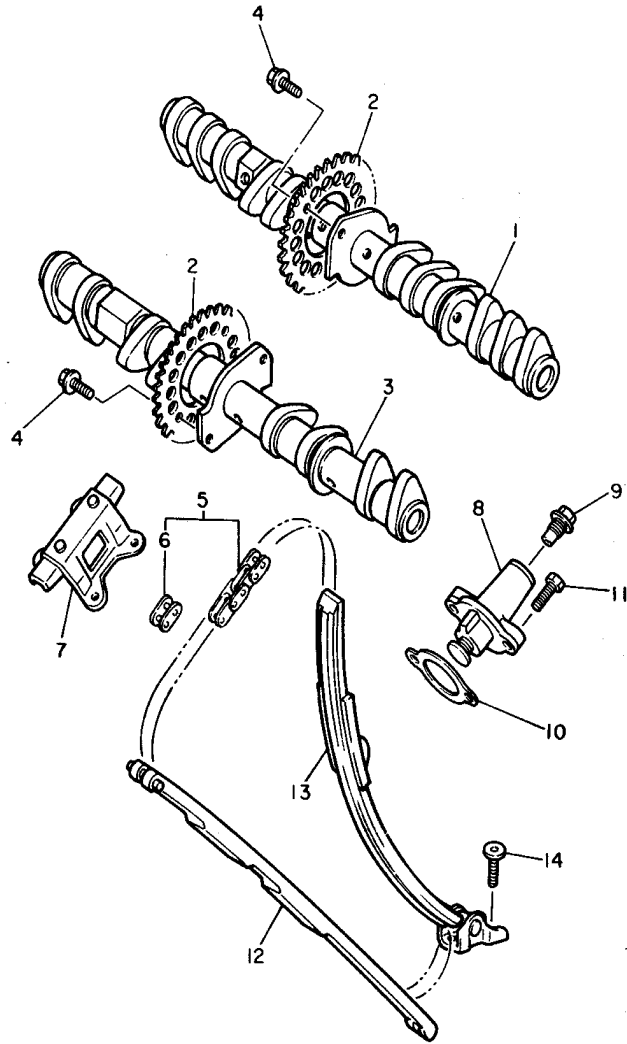


REF. NO.	PART NO.	DESCRIPTION	QTY	REMARKS
12	1HX-12169-70	PAD, ADJUSTING 2 (2.05)	20	UR
	1HX-12169-90	PAD, ADJUSTING 2 (2.10)	20	UR
	1HX-12169-E0	PAD, ADJUSTING 2 (2.15)	20	UR
	1HX-12169-G0	PAD, ADJUSTING 2 (2.20)	20	UR
	1HX-12169-J0	PAD, ADJUSTING 2 (2.25)	20	UR
	1HX-12169-L0	PAD, ADJUSTING 2 (2.30)	20	UR
	1HX-12169-N0	PAD, ADJUSTING 2 (2.35)	20	UR
	1HX-12169-T0	PAD, ADJUSTING 2 (2.40)	20	UR
13	2NK-12153-02	LIFTER, VALVE	12	UR BLACK
	2NK-12153-09	LIFTER, VALVE (O/S)	12	UR WHITE
14	1WG-12153-21	LIFTER, VALVE	8	UR BLUE
	1WG-12153-09	LIFTER, VALVE (O/S)	8	UR WHITE



3LE332-9040

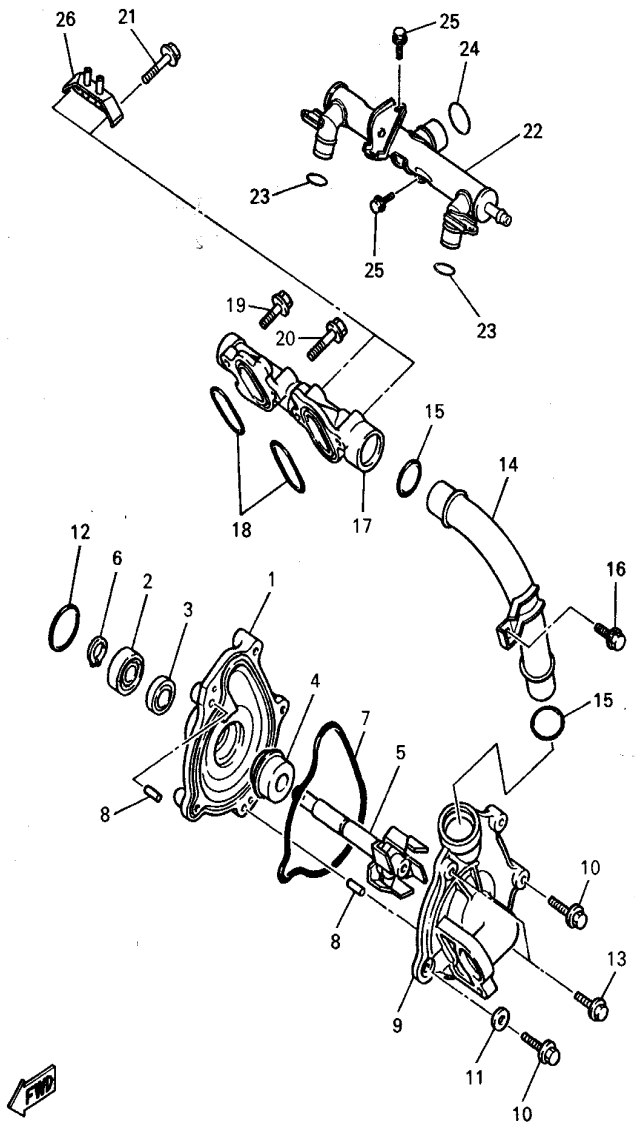
FIG. 5 CAMSHAFT • CHAIN



REF. NO.	PART NO.	DESCRIPTION	QTY	REMARKS
1	4SV-12171-00	CAMSHAFT 1	1	
2	3GM-12176-00	SPROCKET, CAM CHAIN	2	
3	4SV-12181-00	CAMSHAFT 2	1	
4	90105-07342	BOLT, WASHER BASED	4	
5	9Y581-01107	CHAIN (DID219FS-108L)	1	
6	4SV-11498-00	PIN, JOINT	1	
7	2GH-12241-00	GUIDE, STOPPER 2	1	
8	3GM-12210-00	TENSIONER ASSY, CAM CHAIN	1	
9	90109-112F1	BOLT	1	
10	4BE-12213-00	GASKET, TENSIONER CASE	1	
11	90105-060A0	BOLT, WASHER BASED	2	
12	3GM-12251-00	DAMPER, CHAIN 1	1	
13	3GM-12252-01	DAMPER, CHAIN 2	1	
14	90109-065A8	BOLT	2	



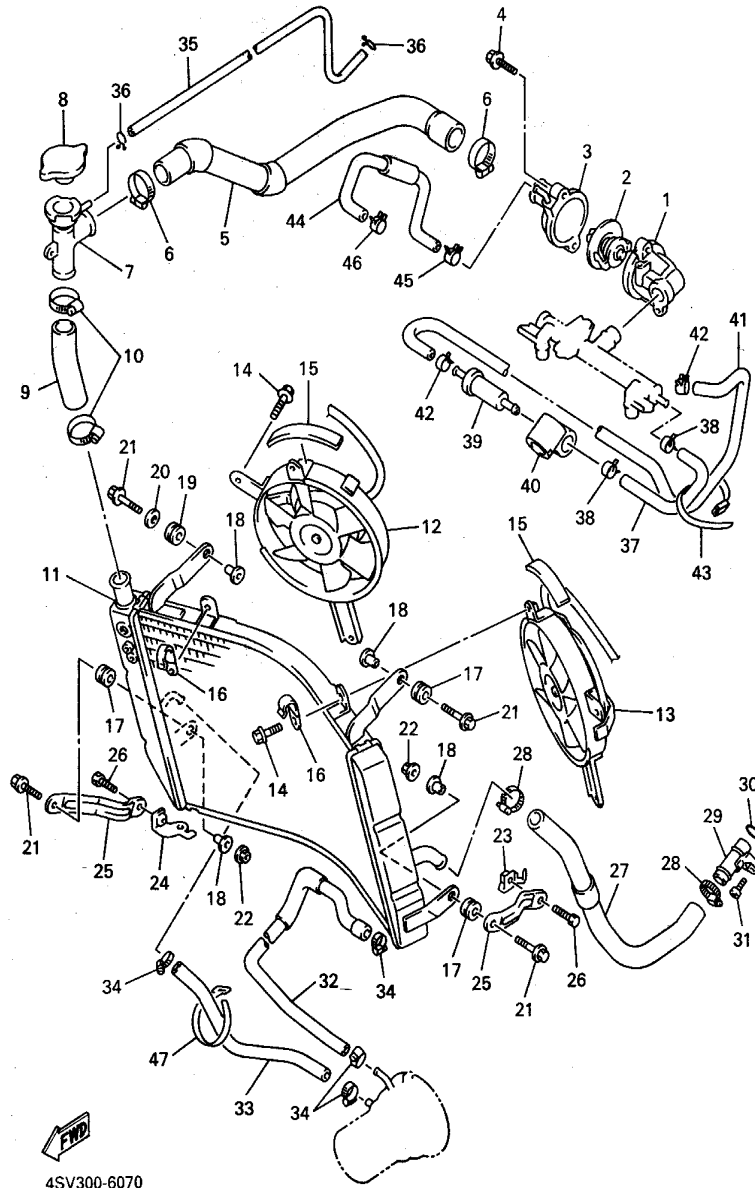
FIG. 6 WATER PUMP



REF. NO.	PART NO.	DESCRIPTION	QTY	REMARKS
1	1UF-12421-09	HOUSING, WATER PUMP	1	
2	93306-00105	BEARING (B6001)	1	
3	93101-12060	OIL SEAL	1	
4	11H-12438-00	SEAL, MECHANICAL	1	
5	1UF-12450-00	IMPELLER SHAFT ASSY	1	
6	99009-12400	CIRCLIP	1	
7	1AE-12439-00	O-RING	1	
8	93604-10011	PIN, DOWEL	2	
9	3GM-12422-00	COVER, HOUSING	1	
10	90105-060A0	BOLT, WASHER BASED	3	
11	90430-06014	GASKET	1	
12	93210-33133	O-RING	1	
13	90105-06798	BOLT, WASHER BASED	2	
14	1AE-12481-01	PIPE 1	1	
15	93210-23787	O-RING	2	
16	95027-06012	BOLT, FLANGE	1	
17	3FV-12469-00	JOINT 1	1	
18	93210-30694	O-RING	2	
19	90105-06790	BOLT, WASHER BASED	1	
20	95027-06030	BOLT, FLANGE	1	
21	95027-06040	BOLT, FLANGE	2	
22	4SV-12482-00	PIPE 2	1	
23	93210-18417	O-RING	2	
24	93210-23787	O-RING	1	
25	95027-06010	BOLT, FLANGE	2	
26	2GH-14413-00	STAY	1	

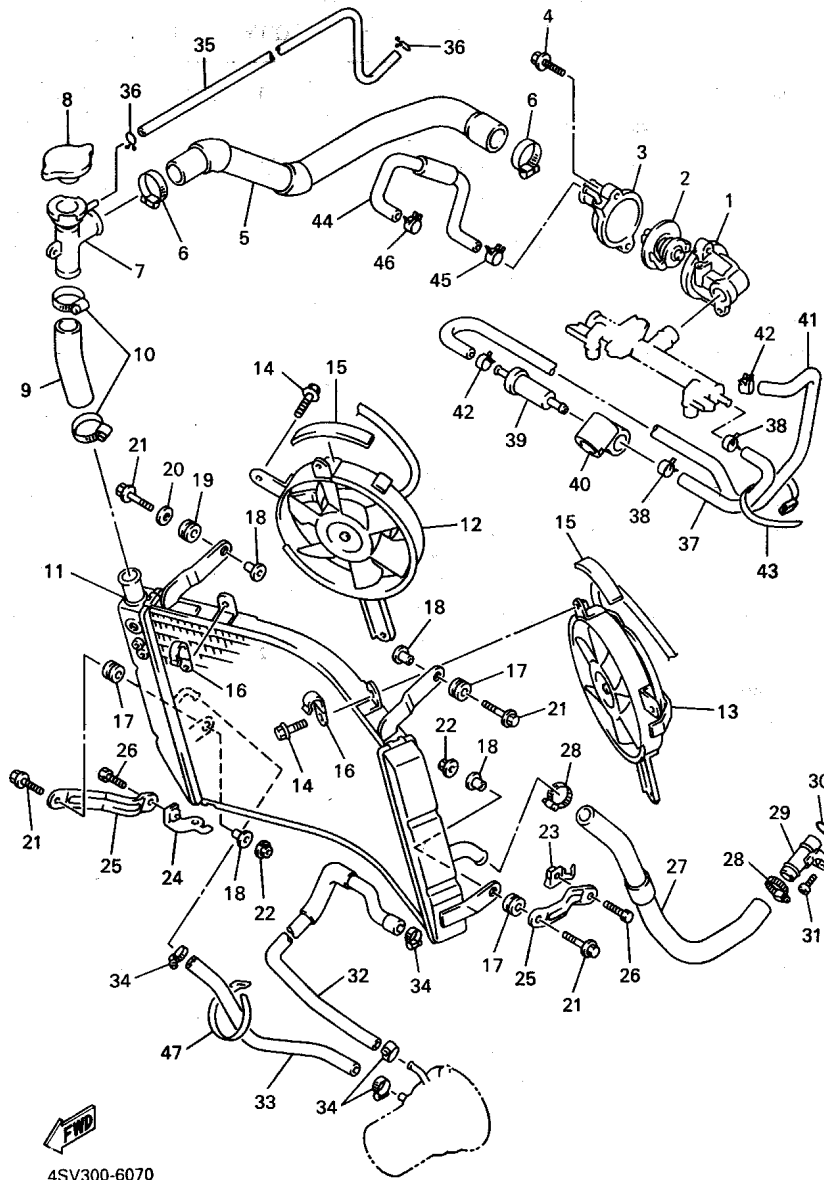
 4SV300-6060

FIG. 7 RADIATOR • HOSE



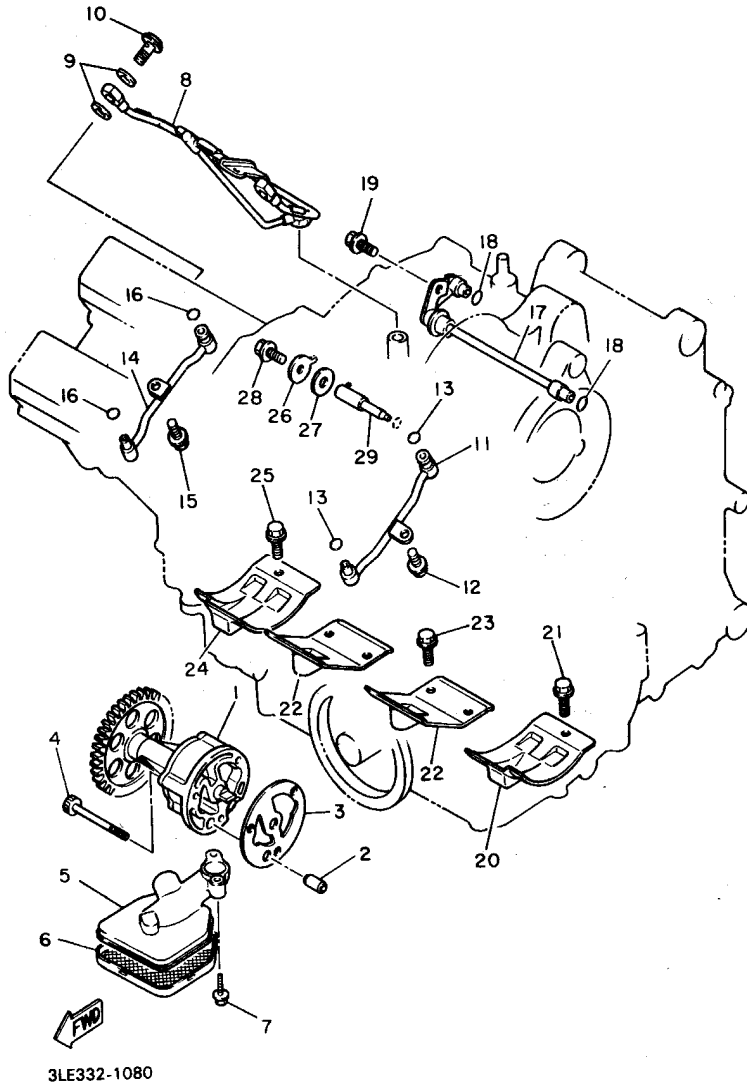
REF. NO.	PART NO.	DESCRIPTION	QTY	REMARKS
1	3GM-12417-00	HOUSING, THERMOSTAT	1	
2	4FM-12410-00	THERMOSTAT ASSY	1	
3	3FV-1240G-00	THERMOSTAT COVER ASSY	1	
4	90105-060A0	BOLT, WASHER BASED	2	
5	4SV-12576-00	HOSE 1	1	
6	90450-38040	HOSE CLAMP ASSY	2	
7	4SV-12591-00	SUPT, FILLER NECK	1	
8	4JH-12462-00	CAP, RADIATOR	1	
9	4SV-12577-00	HOSE 2	1	
10	90450-38040	HOSE CLAMP ASSY	2	
11	4SV-12461-00	RADIATOR ASSY	1	
12	4SV-12405-00	BLOWER ASSY	1	
13	4SV-12405-10	BLOWER ASSY	1	
14	95817-06010	BOLT, FLANGE	6	
15	2TV-21638-00	DAMPER 1	2	
16	90465-08028	CLAMP	2	
17	90480-15363	GROMMET	3	
18	90387-07391	COLLAR	4	
19	90480-10542	GROMMET	1	
20	90201-065F3	WASHER, PLATE	1	
21	95817-06025	BOLT, FLANGE	4	
22	95707-06500	NUT, FLANGE	2	
23	4SV-1244E-00	BRACKET 1	1	
24	4SV-1244F-00	BRACKET 1	1	
25	4SV-12464-00	STAY, RADIATOR	2	
26	97027-06012	BOLT	2	
27	4SV-12579-00	HOSE 4	1	
28	90450-38040	HOSE CLAMP ASSY	2	

FIG. 7 RADIATOR • HOSE



REF. NO.	PART NO.	DESCRIPTION	QTY	REMARKS
29	2GH-12484-00	PIPE 4	1	
30	93210-23787	O-RING	1	
31	90110-06142	BOLT, HEXAGON SOCKET HEAD	1	
32	4SV-12588-00	HOSE 5	1	
33	4SV-12589-00	HOSE 6	1	
34	90450-22052	HOSE CLAMP ASSY	4	
35	90445-083J9	HOSE	1	
36	90467-08021	CLIP	2	
37	4SV-12551-00	HOSE 7	1	
38	90467-11044	CLIP	2	
39	4SV-1240G-00	THERMOSTAT COVER ASSY	1	
40	4TV-12572-00	ADAPTER	1	
41	4SV-12552-00	HOSE 8	1	
42	90467-11044	CLIP	2	
43	90464-13073	CLAMP	1	
44	4SV-1243E-00	HOSE 2	1	
45	90467-10039	CLIP	1	
46	90467-09037	CLIP	1	
47	437-83936-01	BAND, SWITCH CORD	1	

FIG. 8 OIL PUMP

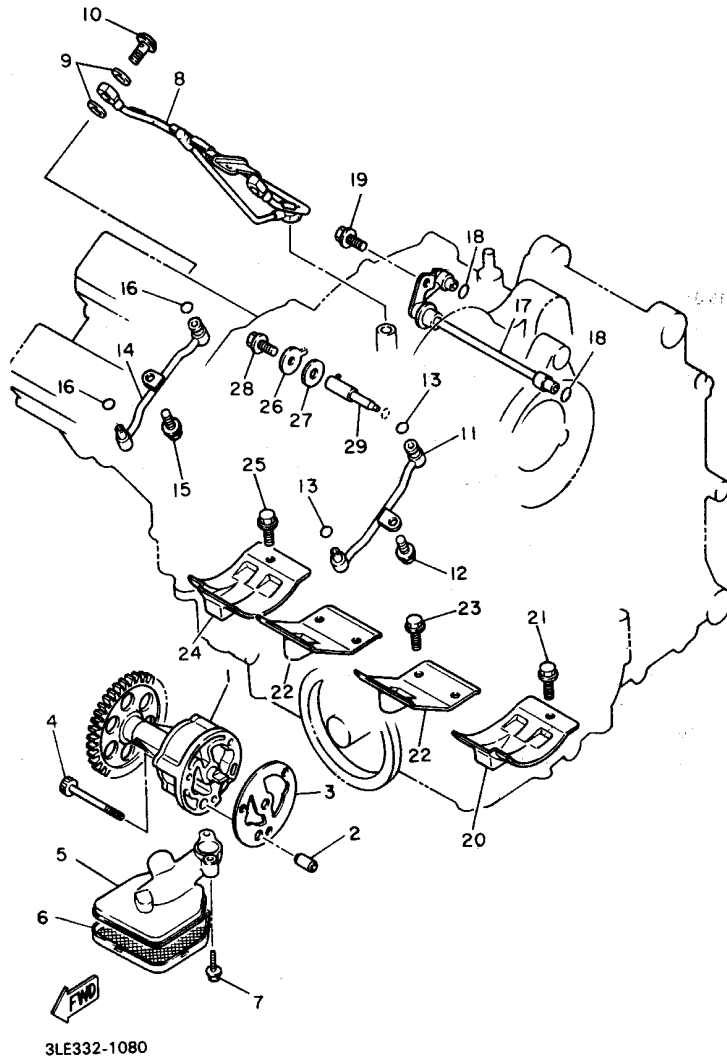


REF. NO.	PART NO.	DESCRIPTION	QTY	REMARKS
1	4SV-13300-00	OIL PUMP ASSY	1	
2	99530-08012	PIN, DOWEL	1	
3	2GH-13329-00	GASKET, PUMP COVER	1	
4	91317-06050	BOLT, SOCKET HEAD	3	
5	3GM-13412-50	HOUSING, STRAINER	1	
6	3GM-13411-00	STRAINER, OIL	1	
7	95027-06030	BOLT, FLANGE	2	
8	3GM-13171-00	PIPE, DELIVERY 2	1	
9	90430-10171	GASKET	6	
10	90401-10139	BOLT, UNION	3	
11	3GM-13181-00	PIPE, DELIVERY 3	1	
12	95027-06012	BOLT, FLANGE	1	
13	93210-06632	O-RING	2	
14	3GM-13191-00	PIPE, DELIVERY 4	1	
15	95027-06012	BOLT, FLANGE	1	
16	93210-06632	O-RING	2	
17	2GH-1316E-01	PIPE, DELEVERY 5	1	
18	93210-07135	O-RING	2	
19	95027-06012	BOLT, FLANGE	1	
20	2GH-15123-00	PLATE, BUFFLE 1	1	
21	95027-06012	BOLT, FLANGE	2	
22	1AE-15124-00	PLATE, BUFFLE 2	2	
23	95027-06012	BOLT, FLANGE	6	
24	2GH-15133-00	PLATE, BUFFLE 3	1	
25	95027-06012	BOLT, FLANGE	2	
26	90201-061M7	WASHER, PLATE	1	
27	4FM-13475-00	GASKET	1	
28	95817-06016	BOLT, FLANGE	1	

B11

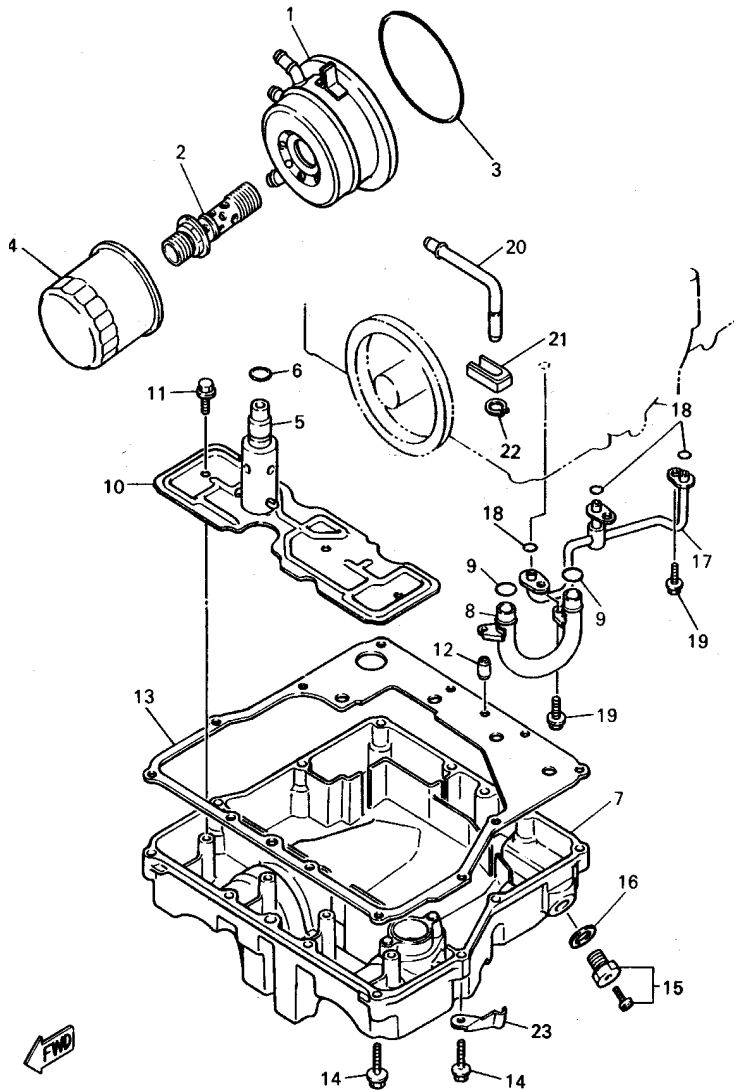
FIG. 8 OIL PUMP

REF. NO.	PART NO.	DESCRIPTION	QTY	REMARKS
29	3GM-13454-00	NOZZLE		



B12

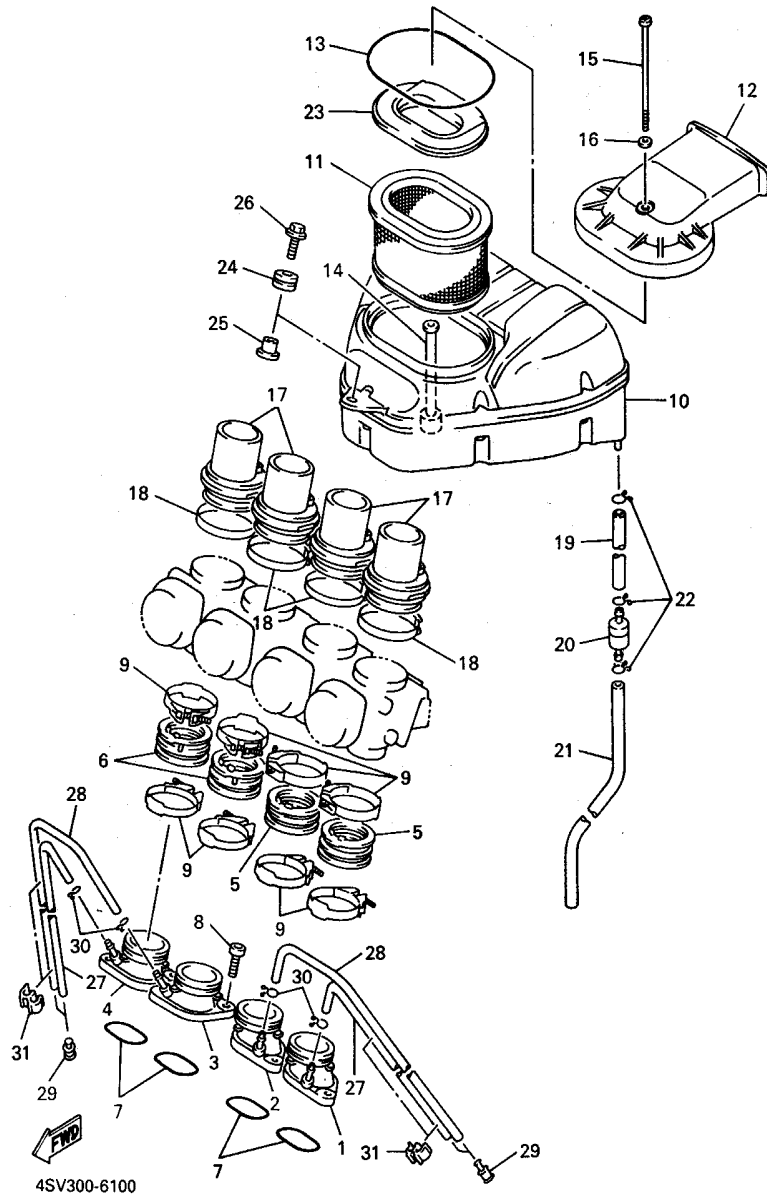
FIG. 9 OIL CLEANER



4LE110-4090

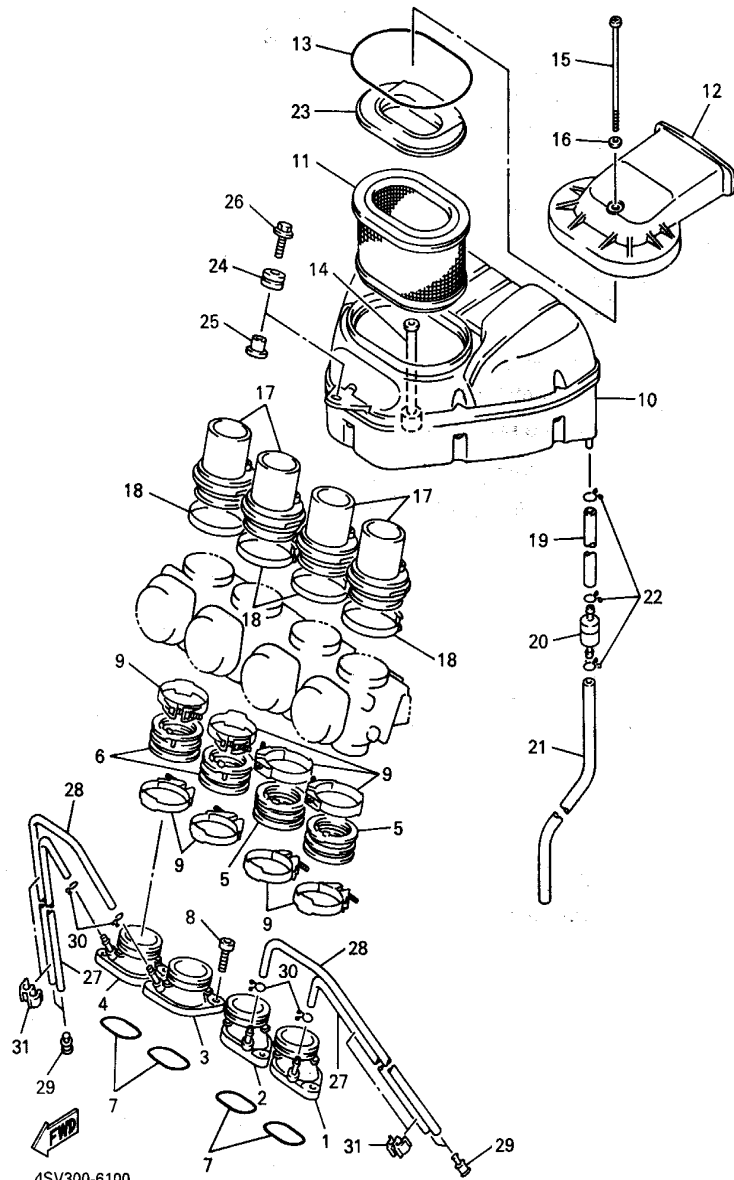
REF. NO.	PART NO.	DESCRIPTION	Q'TY	REMARKS
1	4FM-13470-10	OIL COOLER ASSY	1	
2	90401-20161	BOLT, UNION	1	
3	93210-87723	O-RING	1	
4	3FV-13440-00	ELEMENT ASSY, OIL CLEANER	1	
5	3KS-13490-00	RELIEF VALVE ASSY	1	
6	93210-15566	O-RING	1	
7	4FM-13417-00	COVER, STRAINER	1	
8	3FV-13416-01	PIPE, OIL 1	1	
9	93210-14579	O-RING	2	
10	3GM-13337-00	PLATE, BAFFLE LOWER	1	
11	95027-06010	BOLT, FLANGE	4	
12	99510-08016	PIN, DOWEL	2	
13	4FM-13414-00	GASKET, STRAINER COVER	1	
14	95027-06030	BOLT, FLANGE	12	
15	3VD-13455-00	PLUG	1	
16	214-11198-01	GASKET	1	
17	3GM-13161-01	PIPE, DELIVERY 1	1	
18	93210-06714	O-RING	3	
19	95027-06012	BOLT, FLANGE	3	
20	3GM-15373-00	PIPE, BREATHER	1	
21	3GM-13174-00	HOLDER, OIL PIPE	1	
22	99009-10400	CIRCLIP	1	
23	90465-08076	CLAMP	1	

FIG. 10 INTAKE



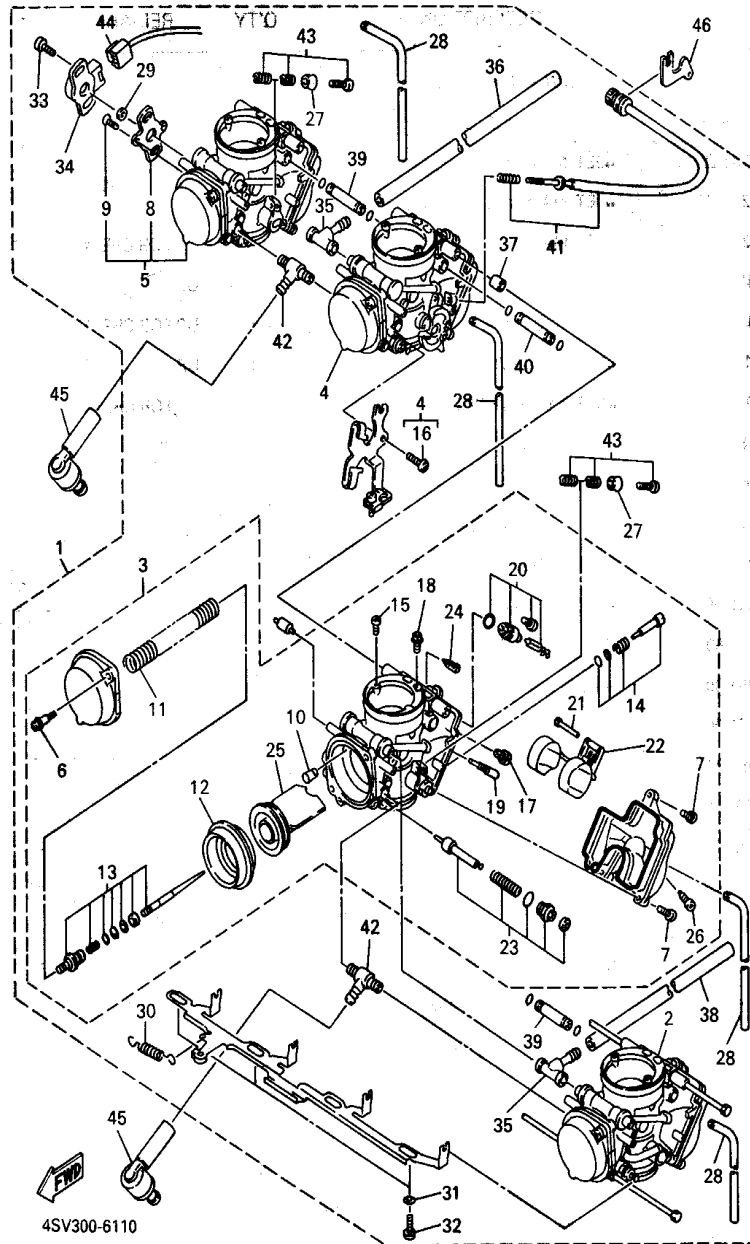
REF. NO.	PART NO.	DESCRIPTION	QTY	REMARKS
1	4SV-13586-00	JOINT, CARBURETOR 1	1	
2	4SV-13586-10	JOINT, CARBURETOR 1	1	
3	4SV-13596-10	JOINT, CARBURETOR 2	1	
4	4SV-13596-00	JOINT, CARBURETOR 2	1	
5	3GM-13597-00	JOINT, CARBURETOR 3	2	
6	3GM-13598-00	JOINT, CARBURETOR 4	2	
7	93210-44545	O-RING	4	
8	91317-06020	BOLT, SOCKET HEAD	8	
9	90450-57034	HOSE CLAMP ASSY	8	
10	4SV-14401-00	AIR CLEANER CASE ASSY	1	
11	3GM-14451-00	ELEMENT, AIR CLEANER	1	
12	4SV-14422-00	CAP, CLEANER CASE 2	1	
13	1VJ-14462-00	SEAL	1	
14	3GM-14443-00	COLLAR	1	
15	98517-06140	SCREW, PAN HEAD	1	
16	92907-06600	WASHER, PLATE	1	
17	4SV-14453-00	JOINT, AIR CLEANER 1	4	
18	90450-75083	HOSE CLAMP ASSY	4	
19	90445-11452	HOSE	1	
20	4X7-2149Y-00	FILTER ASSY	1	
21	90445-114E2	HOSE	1	
22	90467-10008	CLIP	3	
23	3GM-14432-00	SILENCER, INNER	1	
24	90480-12314	GROMMET	1	
25	90387-065J6	COLLAR	1	
26	95817-06020	BOLT, FLANGE	1	
27	90445-09496	HOSE	2	
28	90445-090E5	HOSE	2	

FIG. 10 INTAKE



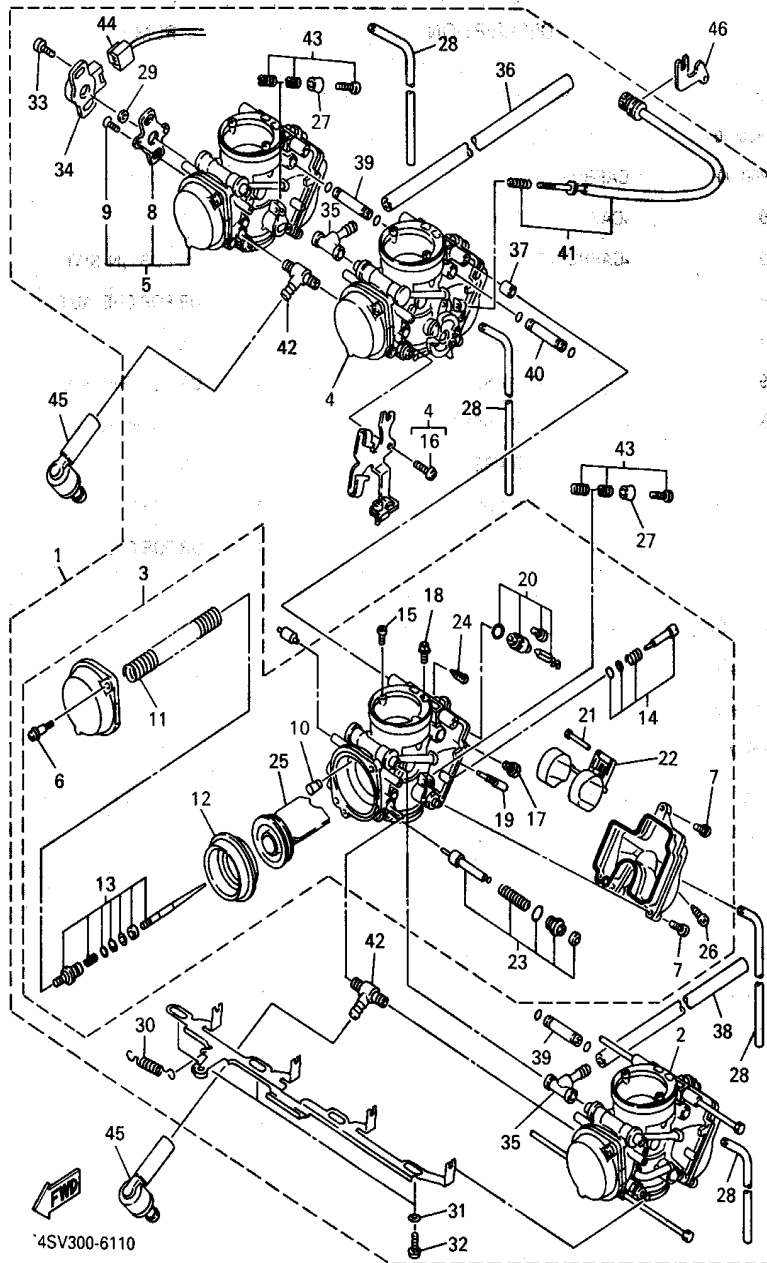
REF. NO.	PART NO.	DESCRIPTION	QTY	REMARKS
29	90338-05240	PLUG	4	
30	90467-08017	CLIP	4	
31	90468-15139	CLIP	4	

FIG. 11 CARBURETOR



REF. NO.	PART NO.	DESCRIPTION	QTY	REMARKS
1	4SV-14900-00	CARBURETOR ASSY	1	UR
	4VD-14900-00	CARBURETOR ASSY	1	UR FOR FIN/SWE
	4VF-14900-00	CARBURETOR ASSY	1	UR FOR CHE/AUT
2	4SV-14901-00	..CARBURETOR ASSY 1	1	UR
	4VD-14901-00	..CARBURETOR ASSY 1	1	UR FOR FIN/SWE
	4VF-14901-00	..CARBURETOR ASSY 1	1	UR FOR CHE/AUT
3	4SV-14902-00	..CARBURETOR ASSY 2	1	UR
	4VD-14902-00	..CARBURETOR ASSY 2	1	UR FOR FIN/SWE
	4VF-14902-00	..CARBURETOR ASSY 2	1	UR FOR CHE/AUT
4	4SV-14903-00	..CARBURETOR ASSY 2	1	UR
	4VD-14903-00	..CARBURETOR ASSY 3	1	UR FOR FIN/SWE
	4VF-14903-00	..CARBURETOR ASSY 3	1	UR FOR CHE/AUT
5	4SV-14904-00	..CARBURETOR ASSY 4	1	UR
	4VD-14904-00	..CARBURETOR ASSY 4	1	UR FOR FIN/SWE
	4VF-14904-00	..CARBURETOR ASSY 4	2	UR FOR CHE/AUT
6	4KM-14216-00	..SCREW	2	
7	98517-05012	..SCREW, PAN HEAD	3	
8	4KG-14995-00	..BRACKET	1	
9	98707-04008	..SCREW, FLAT HEAD	2	
10	4SV-14968-00	..CAP	1	
11	4SV-14933-00	..SPRING, DIAPHRAGM	1	UR
	4KM-14933-00	..SPRING, DIAPHRAGM	1	UR FOR CHE/AUT
12	4SV-24411-00	..DIAPHRAGM	1	
13	4SV-1490J-00	..NEEDLE SET	1	UR
	4VD-1490J-00	..NEEDLE SET	1	UR FOR FIN/SWE
	4VF-1490J-00	..NEEDLE SET	1	UR FOR CHE/AUT
14	4SV-14105-00	..PILOT SCREW SET	1	
15	98507-04014	..SCREW, PAN HEAD	2	

FIG. 11 CARBURETOR



REF. NO.	PART NO.	DESCRIPTION	QTY	REMARKS
16	98507-05010	..SCREW, PAN HEAD	4	
17	3G2-1423A-76	..JET, MAIN (#127.5)	1	UR #1,#4
	3G2-14231-25	..JET, MAIN (#125)	1	UR #2,#3, 4VF: #1,#2,#3,#4
18	8CC-1423A-76	..JET, MAIN (#127.5)	1	UR
	8CC-1423A-74	..JET, MAIN (#117.5)	1	UR FOR CHE/AUT
19	4KM-14142-20	..JET, PILOT (#20)	1	UR
	4KM-14142-15	..JET, PILOT (#15)	1	UR FOR CHE/AUT
20	4SV-14107-00	..NEEDLE VALVE SET	1	UR
	4SV-14107-15	..NEEDLE VALVE SET	1	UR FOR CHE/AUT
21	620-14186-00	..PIN, FLOAT	1	
22	4SV-14985-00	..FLOAT	1	
23	4SV-1410A-00	..STARTER SET	1	
24	1KT-14994-00	..NET, FILTER	1	
25	4SV-14112-00	..VALVE, THROTTLE	1	UR
	4VF-14112-00	..VALVE, THROTTLE	1	UR FOR CHE/AUT
26	4KP-14191-00	..PLUG, DRAIN	1	
27	4SV-14261-00	..HOLDER	2	
28	3LK-14987-00	..HOSE	4	
29	4KG-14285-00	..WASHER	1	
30	4SV-14935-00	..SPRING	1	
31	4NK-14327-00	..PACKING	3	
32	4SV-24453-00	..SCREW	3	
33	4KM-24453-00	..SCREW	2	
34	4SV-85885-00	..THROTTLE SENSOR ASSY	1	
35	4SV-14987-00	..HOSE	2	
36	4SV-14987-20	..HOSE	1	
37	4SV-14996-30	..PIPE	1	
38	4SV-14987-30	..HOSE	1	

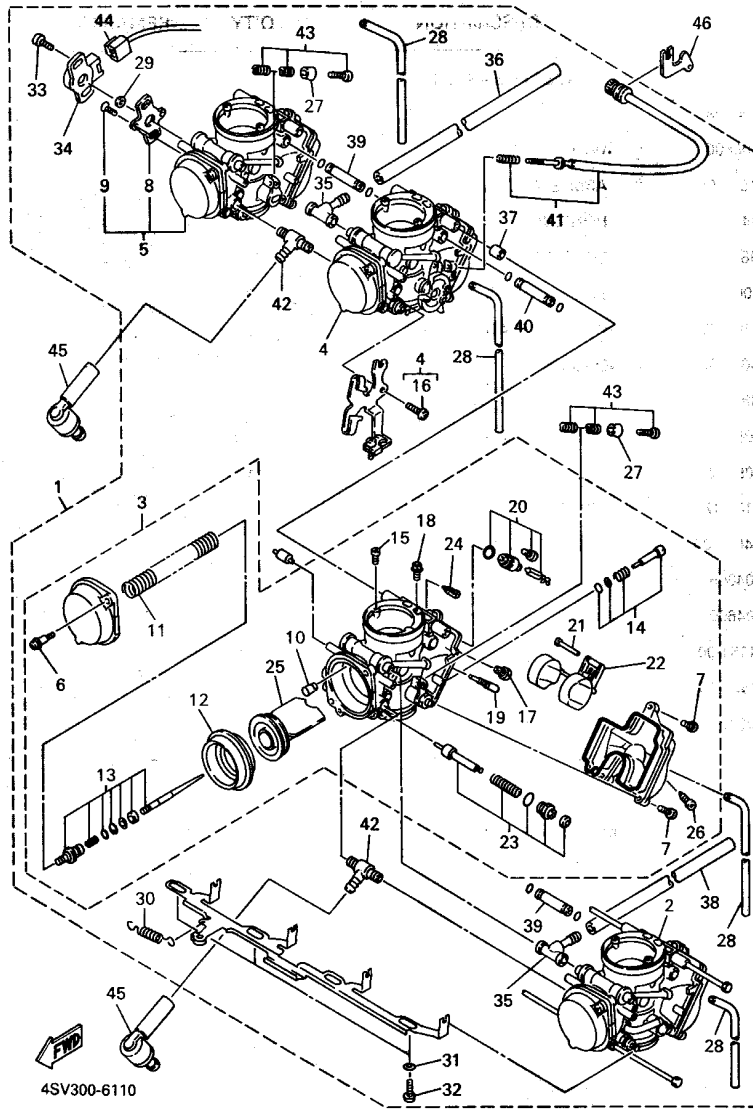
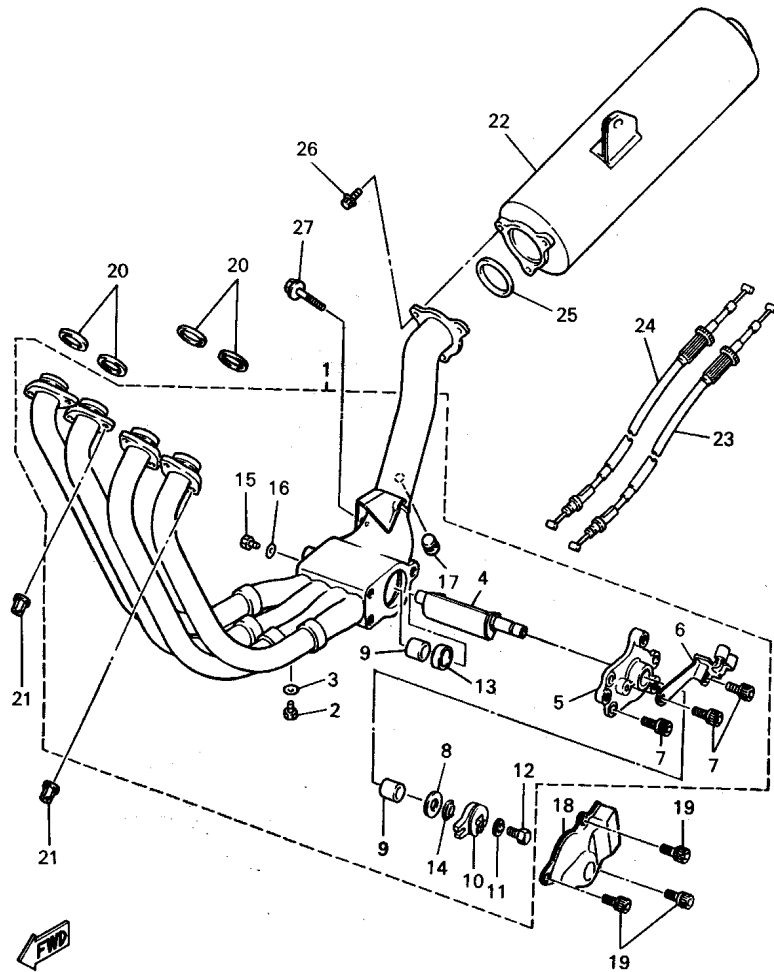


FIG. 11 CARBURETOR

REF. NO.	PART NO.	DESCRIPTION	QTY	REMARKS
39	4SV-14996-40	•PIPE	2	
40	4SV-14996-50	•PIPE	1	
41	4SV-14103-00	•THROTTLE SCREW SET	1	
42	4SV-14987-10	•HOSE	2	
43	3EN-1490K-00	•STOP SCREW SET	3	
44	4HD-14188-00	•CONNECTOR	1	
45	4SV-14197-00	PIPE	2	
46	4FN-14413-00	STAY	1	

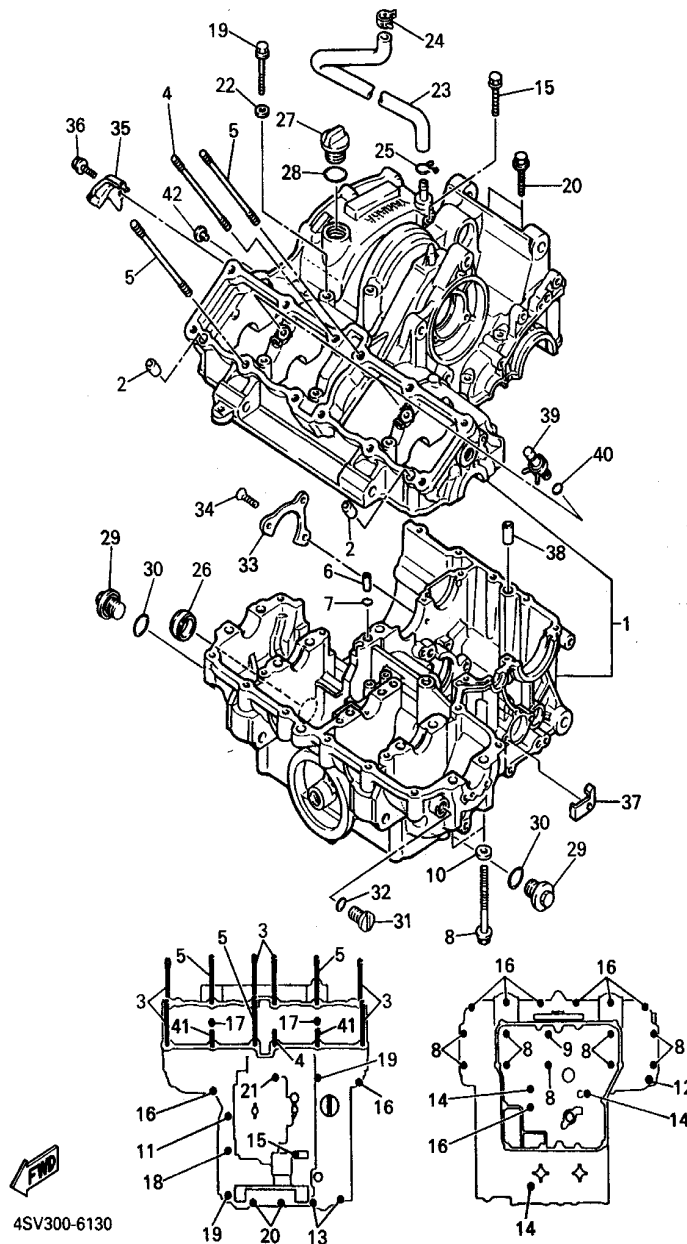
FIG. 12 EXHAUST



4SV300-8120

REF. NO.	PART NO.	DESCRIPTION	QTY	REMARKS
1	4SV-14610-00	EXHAUST PIPE ASSY 1	1	
2	97080-06008	.BOLT	4	
3	92990-06600	.WASHER, PLATE	4	
4	4SV-14821-00	.ARM, SHAFT (VALVE)	1	
5	3GM-14811-00	.HOUSING	1	
6	2TK-14867-01	.BRACKET	1	
7	90119-06115	.BOLT, WITH WASHER	3	
8	90201-106M5	.WASHER, PLATE	1	
9	4SV-14638-00	.COLLAR	2	
10	2TK-14865-01	.PULLEY	1	
11	90201-050T4	.WASHER, PLATE	1	
12	97095-05012	.BOLT	1	
13	90387-106U7	.COLLAR	1	
14	3GM-14683-00	.SPRING, HOOK	1	
15	91380-04006	.BOLT	2	
16	92990-04600	.WASHER, PLATE	2	
17	4FM-24181-00	.DAMPER, LOCATING 1	1	
18	4HD-14826-00	PROTECTOR, EXHAUST	1	
19	90119-06187	BOLT, WITH WASHER	3	
20	3YF-14613-01	GASKET, EXHAUST PIPE	4	
21	90179-08410	NUT	8	
22	4SV-14711-00	MUFFLER 1	1	UR
	4VD-14711-00	MUFFLER 1	1	UR FOR FIN/SWE
23	4FM-1133E-00	CABLE, PULLEY 1	1	
24	4FM-1133F-00	CABLE, PULLEY 2	1	
25	4SV-14714-00	GASKET, MUFFLER	1	
26	95817-08020	BOLT, FLANGE	3	
27	95817-08035	BOLT, FLANGE	1	

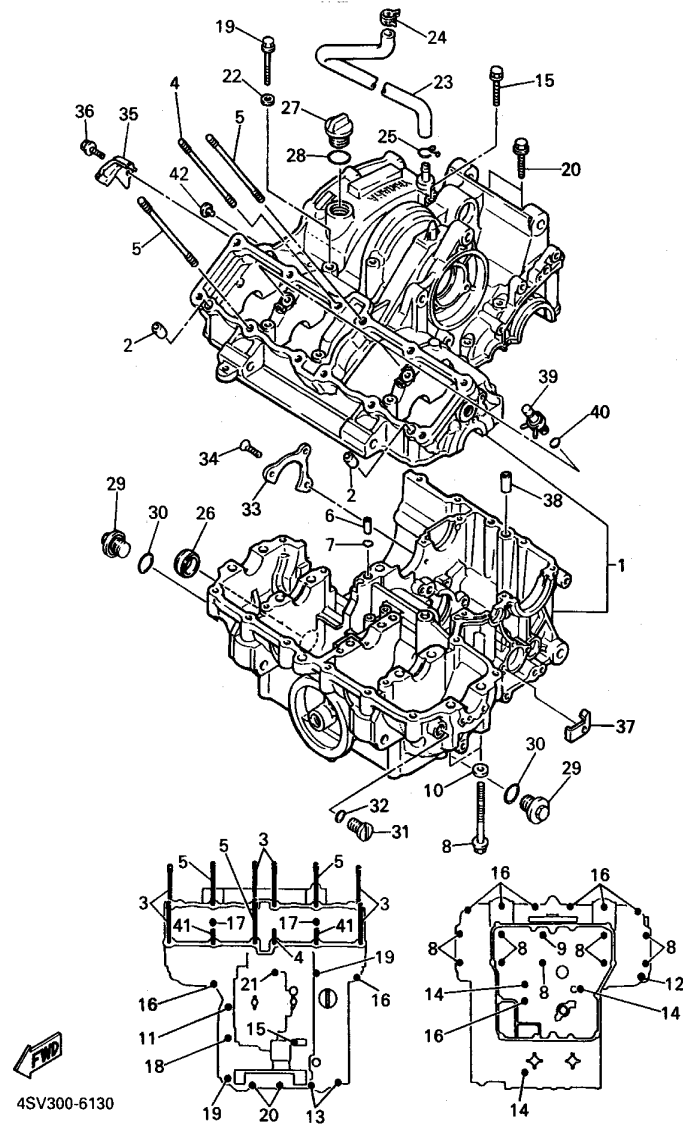
FIG. 13 CRANKCASE



4SV300-6130

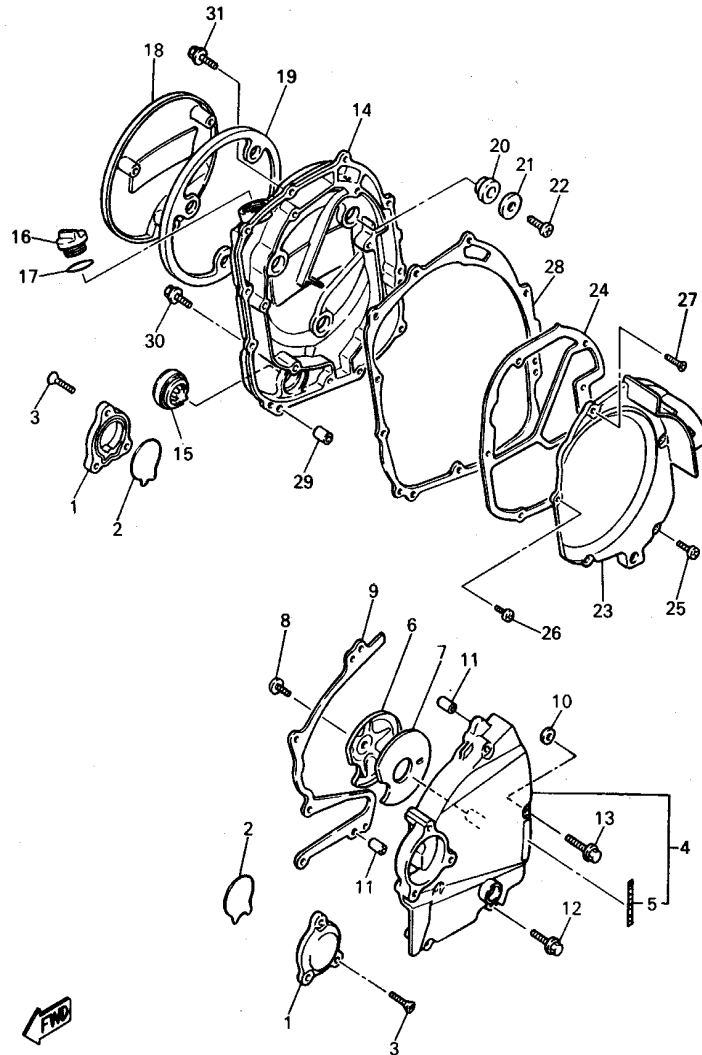
REF. NO.	PART NO.	DESCRIPTION	QTY	REMARKS
1	4SV-15100-00	CRANKCASE ASSY	1	
2	99530-10014	PIN, DOWEL	2	
3	90116-10532	BOLT, STUD	6	
4	90116-10531	BOLT, STUD	1	
5	90116-10576	BOLT, STUD	3	
6	90387-05383	COLLAR	1	
7	93210-07135	O-RING	1	
8	90105-09373	BOLT, WASHER BASED	9	
9	90105-09580	BOLT, WASHER BASED	1	
10	90201-096J9	WASHER, PLATE	4	
11	95817-06035	BOLT, FLANGE	1	
12	95817-08045	BOLT, FLANGE	1	
13	95817-06060	BOLT, FLANGE	2	
14	95817-06080	BOLT, FLANGE	3	
15	95817-06140	BOLT, FLANGE	1	
16	95817-08045	BOLT, FLANGE	9	
17	95817-08055	BOLT, FLANGE	2	
18	95817-08065	BOLT, FLANGE	1	
19	95817-08090	BOLT, FLANGE	2	
20	95817-08060	BOLT, FLANGE	2	
21	90105-09555	BOLT, WASHER BASED	1	
22	90201-08087	WASHER, PLATE	1	
23	3FV-11166-00	PIPE, BREATHER 1	1	
24	90467-15054	CLIP	1	
25	90467-14015	CLIP	1	
26	90338-30096	PLUG	1	
27	3FV-15363-00	PLUG, OIL	1	
28	93210-27778	O-RING	1	

FIG. 13 CRANKCASE



REF. NO.	PART NO.	DESCRIPTION	QTY	REMARKS
29	4H7-15189-00	PLUG	2	
30	93210-20573	O-RING	2	
31	90340-14068	PLUG, STRAIGHT SCREW	1	
32	93210-14369	O-RING	1	
33	1AE-15383-00	PLATE, BEARING COVER	1	
34	90151-06014	SCREW, COUNTERSUNK	3	
35	90462-08184	CLAMP	1	
36	95027-06012	BOLT, FLANGE	1	
37	90462-08158	CLAMP	1	
38	99510-12016	PIN, DOWEL	1	
39	2TK-15105-00	NOZZLE ASSY	2	
40	93210-06632	O-RING	2	
41	90116-10569	BOLT, STUD	2	
42	4SV-15385-00	PLUG, BLIND	1	

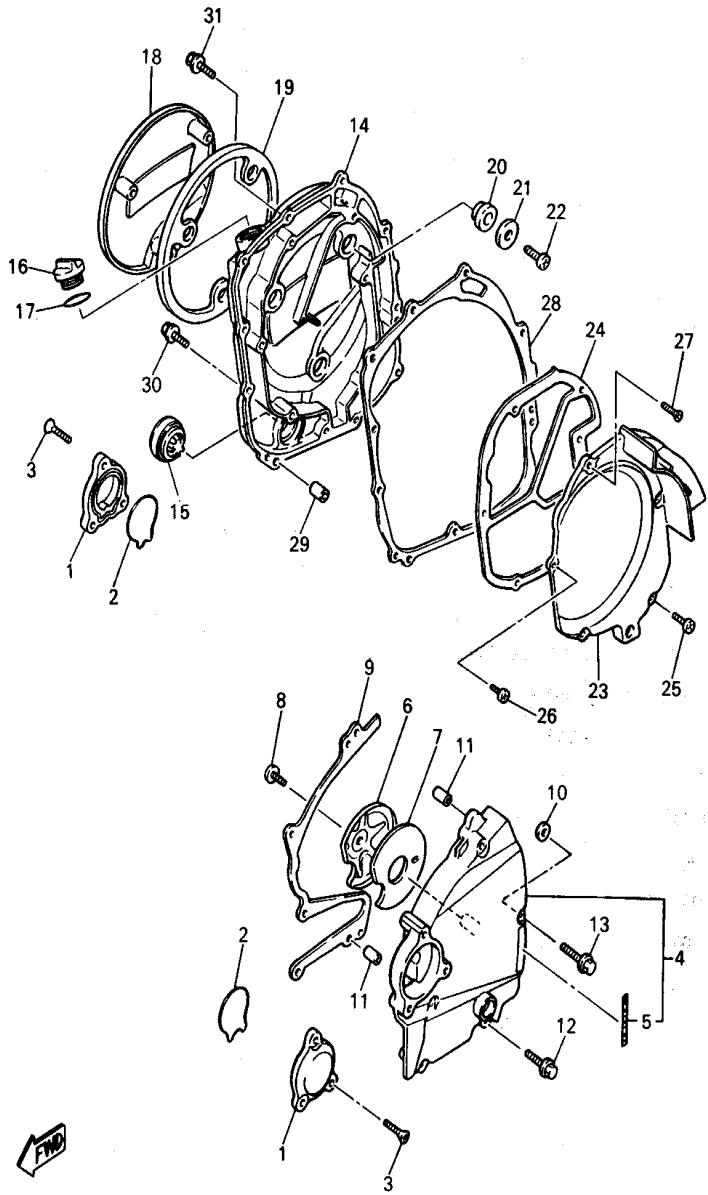
FIG. 14 CRANKCASE COVER 1



4HD300-3140

REF. NO.	PART NO.	DESCRIPTION	QTY	REMARKS
1	3GM-15416-00	COVER, OIL PUMP	2 ^{PF}	
2	1AE-15456-00	GASKET, OIL PUMP COVER 1	2	
3	90152-06014	SCREW, COUNTERSUNK	6	
4	3GM-15410-01	CRANKCASE COVER ASSY 1	1	
5	2GH-15435-00	EMBLEM	1	
6	3GM-15427-00	COVER, CAP 2	1	
7	1AE-15316-00	DAMPER, ENGINE MOUNT 1	1	
8	92017-06010	SCREW	1	
9	4FM-15451-00	GASKET, CRANKCASE COVER 1	1	
10	4FM-15467-00	GASKET	1	
11	99530-08012	PIN, DOWEL	2	
12	95024-06040	BOLT, FLANGE	3	
13	95024-06050	BOLT, FLANGE	2	
14	4FM-15421-01	COVER, CRANKCASE 2	1	
15	3Y1-15361-00	GAUGE, LEVEL	1	
16	4FM-15362-00	PLUG, OIL LEVEL	1	
17	93210-27778	O-RING	1	
18	3GM-15417-00	COVER, CAP	1	
19	3GM-15449-00	RING, RUBBER	1	
20	4H7-15486-00	GROMMET	3	
21	90209-06096	WASHER	3	
22	98507-06010	SCREW, PAN HEAD	3	
23	4SV-15346-00	BREATHER 1	1	
24	4FM-15463-00	GASKET, CARBURETOR COVER 2	1	
25	98517-06020	SCREW, PAN HEAD	4	
26	90157-06104	SCREW, PAN HEAD	1	
27	90152-06024	SCREW, COUNTERSUNK	1	
28	4FM-15461-00	GASKET, CRANKCASE COVER 2	1	

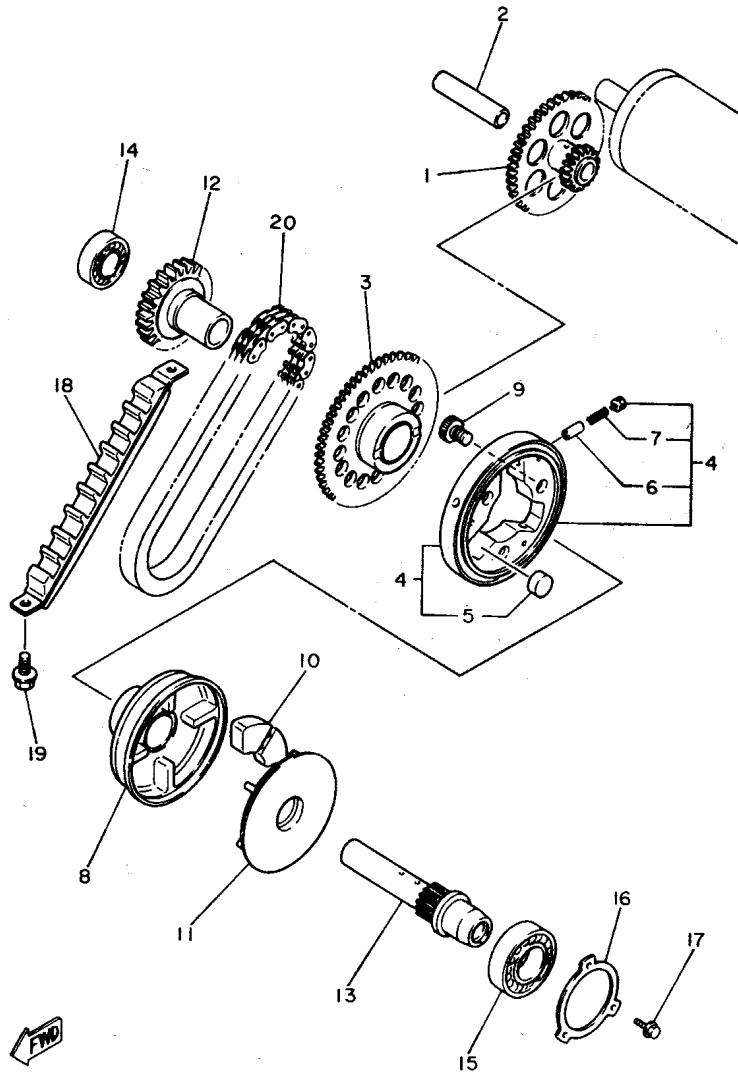
FIG. 14 CRANKCASE COVER 1



REF. NO.	PART NO.	DESCRIPTION	Q'TY	REMARKS
29	99530-08012	PIN, DOWEL		
30	95024-06030	BOLT, FLANGE		
31	95024-06020	BOLT, FLANGE		



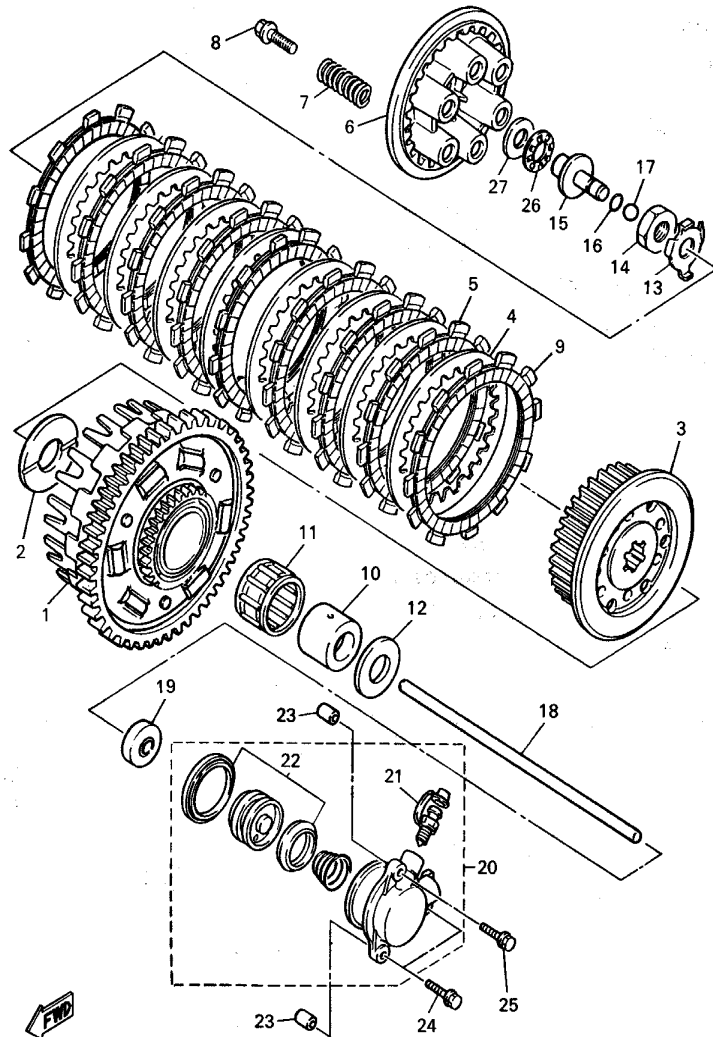
FIG. 15 STARTER



3KS351-9150

REF. NO.	PART NO.	DESCRIPTION	QTY	REMARKS
1	3GM-15512-01	GEAR, IDLER 1	1	
2	51Y-15521-00	SHAFT 1	1	
3	4BH-15517-00	GEAR, IDLER 2	1	
4	3GM-15580-00	STARTER CLUTCH OUTER ASSY	1	
5	93615-12088	•PIN, DOWEL	3	
6	1J7-15583-01	•CAP, STARTER CLUTCH SPRING	3	
7	90501-04623	•SPRING, COMPRESSION	3	
8	3GM-15524-00	WHEEL, STARTER	1	
9	90110-08177	BOLT, HEXAGON SOCKET HEAD	3	
10	4H7-16155-01	ABSORBER 1	4	
11	3GM-15689-00	RETAINER	1	
12	3GM-15519-00	SPROCKET, STARTER 2	1	
13	3GM-15522-00	SHAFT 2	1	
14	93306-20321	BEARING	1	
15	93306-20541	BEARING (B6205)	1	
16	1AE-15381-00	PLATE, BEARING COVER	1	
17	95027-06016	BOLT, FLANGE	3	
18	4SV-11474-00	GUIDE, UPPER	1	
19	95817-06014	BOLT, FLANGE	2	
20	4SV-11456-00	CHAIN, PRIMARY	1	

FIG. 16 CLUTCH

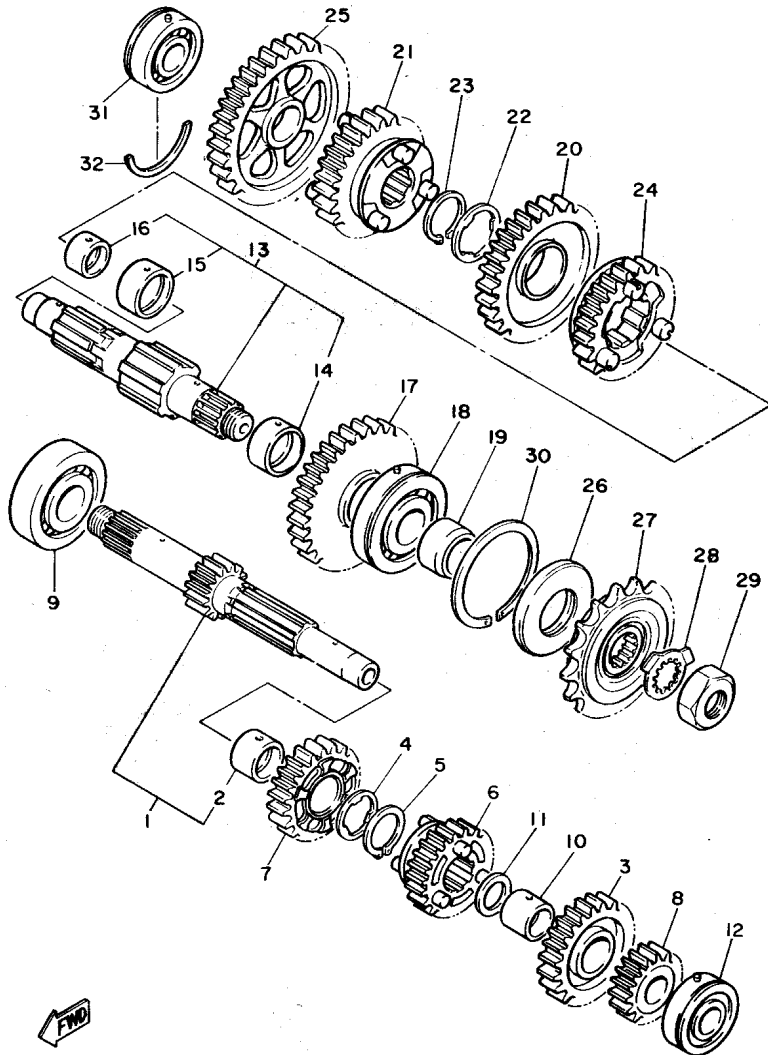


4SV300-6160

REF. NO.	PART NO.	DESCRIPTION	QTY	REMARKS
1	4SV-16150-01	PRIMARY DRIVEN GEAR COMP.	1	
2	1AE-16154-00	PLATE, THRUST 1	1	
3	4BH-16371-02	BOSS, CLUTCH	1	
4	31A-16325-00	PLATE, CLUTCH 2	8	
5	4H7-16321-02	PLATE, FRICTION	8	
6	3GM-16351-00	PLATE, PRESSURE 1	1	
7	90501-230E4	SPRING, COMPRESSION	6	
8	90159-06123	SCREW, WITH WASHER	6	
9	3GM-16321-00	PLATE, FRICTION	1	
10	90560-25270	SPACER	1	
11	93310-340N8	BEARING, CYLINDRICAL	1	
12	1AE-16164-00	PLATE, THRUST 2	1	
13	90215-20231	WASHER, LOCK	1	
14	90170-20327	NUT	1	
15	3GM-16356-00	ROD, PUSH 1	1	
16	93210-06632	O-RING	1	
17	93511-32027	BALL	1	
18	1AE-16357-00	ROD, PUSH 2	1	
19	93109-08061	OIL SEAL	1	
20	1TV-16381-11	PUSH LEVER COMP.	1	
21	36Y-W0048-00	BLEED SCREW KIT	1	
22	26H-W0098-00	PUSH LEVER SEAL KIT	1	
23	99530-08012	PIN, DOWEL	2	
24	95027-06030	BOLT, FLANGE	2	
25	95027-06090	BOLT, FLANGE	1	
26	93340-21505	BEARING, THRUST	1	
27	90201-150H2	WASHER, PLATE	1	

C11

FIG. 17 TRANSMISSION

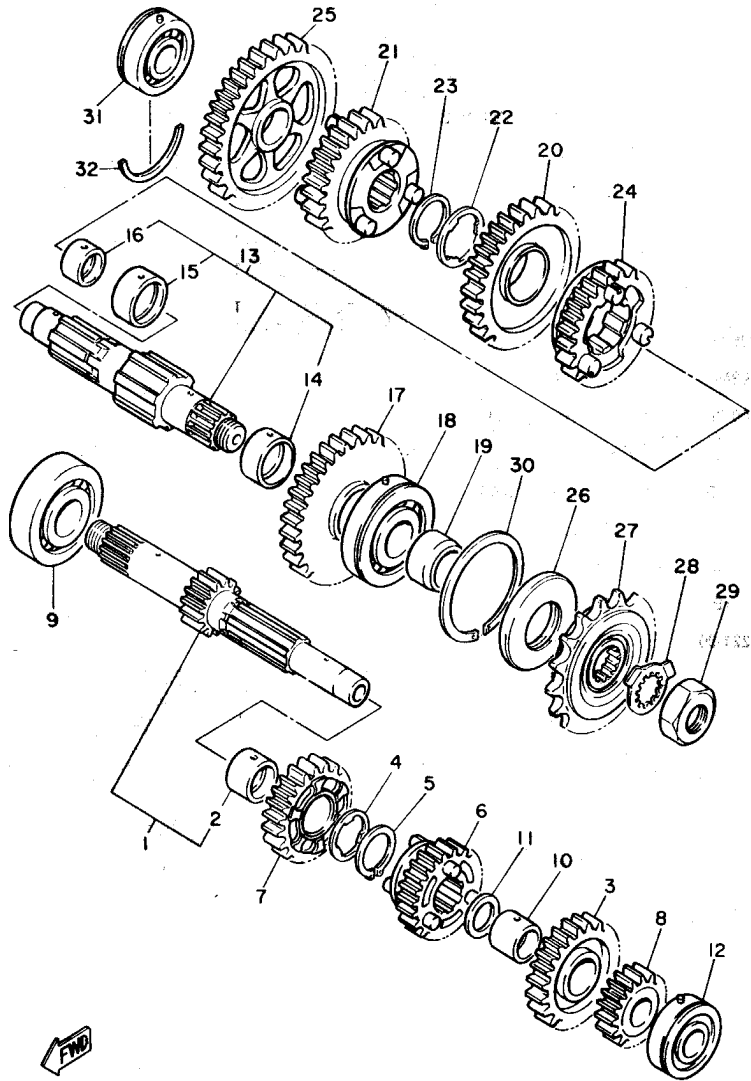


3LE332-9170

REF. NO.	PART NO.	DESCRIPTION	Q'TY	REMARKS
1	3LE-W1741-00	MAIN AXLE ASSY	1	
2	90387-253M6	COLLAR	1	
3	2GH-17151-00	GEAR, 5TH PINION (27T)	1	
4	90209-22191	WASHER	1	
5	93440-25084	CIRCLIP	1	
6	2GH-17131-01	GEAR, 3RD PINION	1	
7	2GH-17141-00	GEAR, 4TH PINION (23T)	1	
8	2GH-17121-00	GEAR, 2ND PINION (18T)	1	
9	93306-30525	BEARING (B6305)	1	
10	90387-203M7	COLLAR	1	
11	90201-200K3	WASHER, PLATE	1	
12	93306-20455	BEARING	1	
13	4SV-W1742-00	DRIVE AXLE ASSY	1	
14	90387-2707Y	COLLAR	1	
15	90387-281T8	COLLAR	1	
16	90387-211T9	COLLAR	1	
17	3GM-17221-00	GEAR, 2ND WHEEL (32T)	1	
18	93305-30501	BEARING	1	
19	90387-255V9	COLLAR	1	
20	3GM-17231-01	GEAR, 3RD WHEEL	1	
21	3GM-17241-00	GEAR, 4TH WHEEL (27T)	1	
22	90209-25196	WASHER	1	
23	93440-28062	CIRCLIP	1	
24	3GM-17251-00	GEAR, 5TH WHEEL (28T)	1	
25	2GH-17211-02	GEAR, 1ST WHEEL	1	
26	93102-35423	OIL SEAL	1	
27	2GH-17460-11	SPROCKET, DRIVE 17T(2GH1746170)	1	
28	90215-21290	WASHER, LOCK	1	

C12

FIG. 17 TRANSMISSION



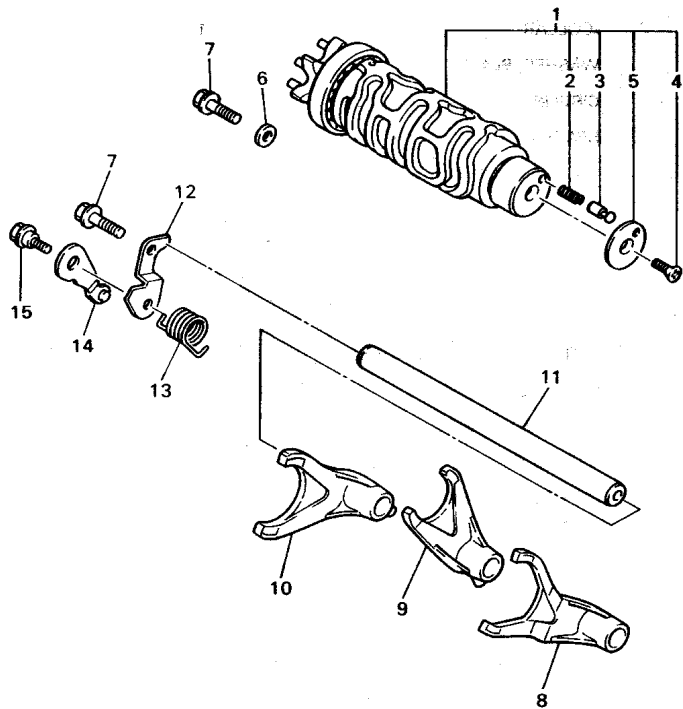
REF. NO.	PART NO.	DESCRIPTION	Q'TY	REMARKS
29	90179-18667	NUT		
30	278-17424-01	CIRCLIP 1		
31	93306-20455	BEARING		
32	93440-45144	CIRCLIP		

3LE332-9170

C13

FIG. 18 SHIFT CAM • FORK

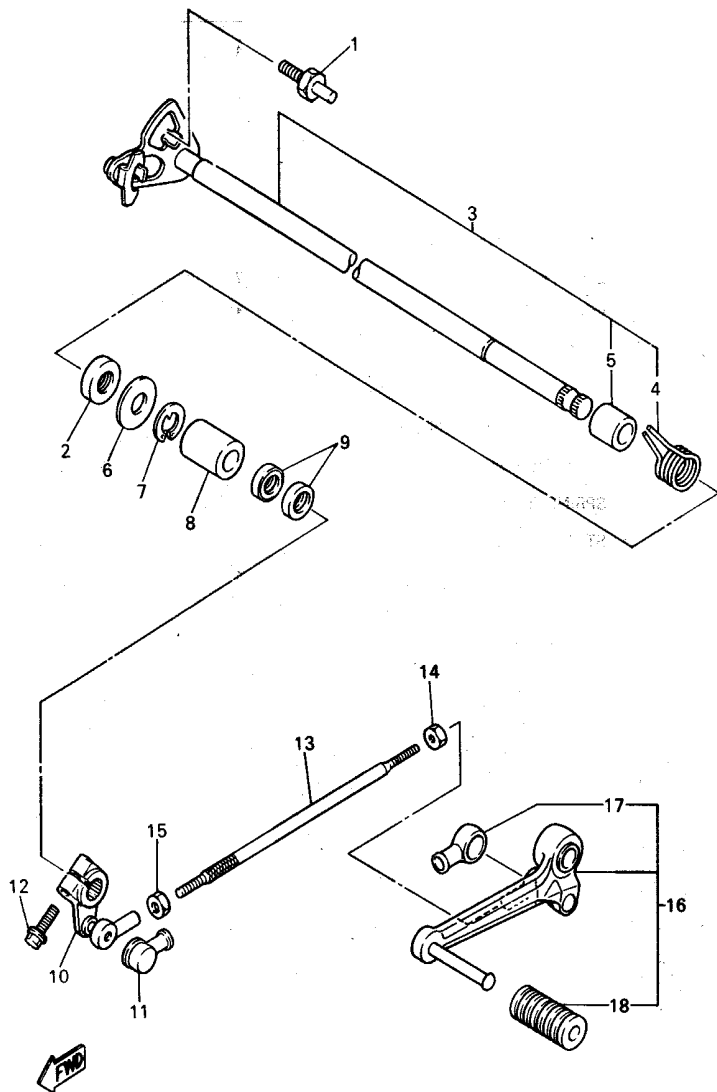
REF. NO.	PART NO.	DESCRIPTION	Q'TY	REMARKS
1	4BH-18540-00	SHIFT CAM ASSY	1	
2	90501-06022	•SPRING, COMPRESSION	1	
3	278-18542-00	•POINT, NEUTRAL	1	
4	98707-05012	•SCREW, FLAT HEAD	1	
5	278-18566-00	•PLATE, SIDE 2	1	
6	90201-06643	WASHER, PLATE	1	
7	95817-06016	BOLT, FLANGE	2	
8	3LE-18511-00	FORK, SHIFT 1	1	
9	3LE-18512-00	FORK, SHIFT 2	1	
10	3LE-18513-00	FORK, SHIFT 3	1	
11	4SV-18531-00	BAR, SHIFT FORK GUIDE 1	1	
12	1AE-18536-00	STOPPER, SHIFT BAR	1	
13	90508-26681	SPRING, TORSION	1	
14	36Y-18140-00	STOPPER LEVER ASSY	1	
15	90109-063F8	BOLT	1	



3LE332-4180

C14

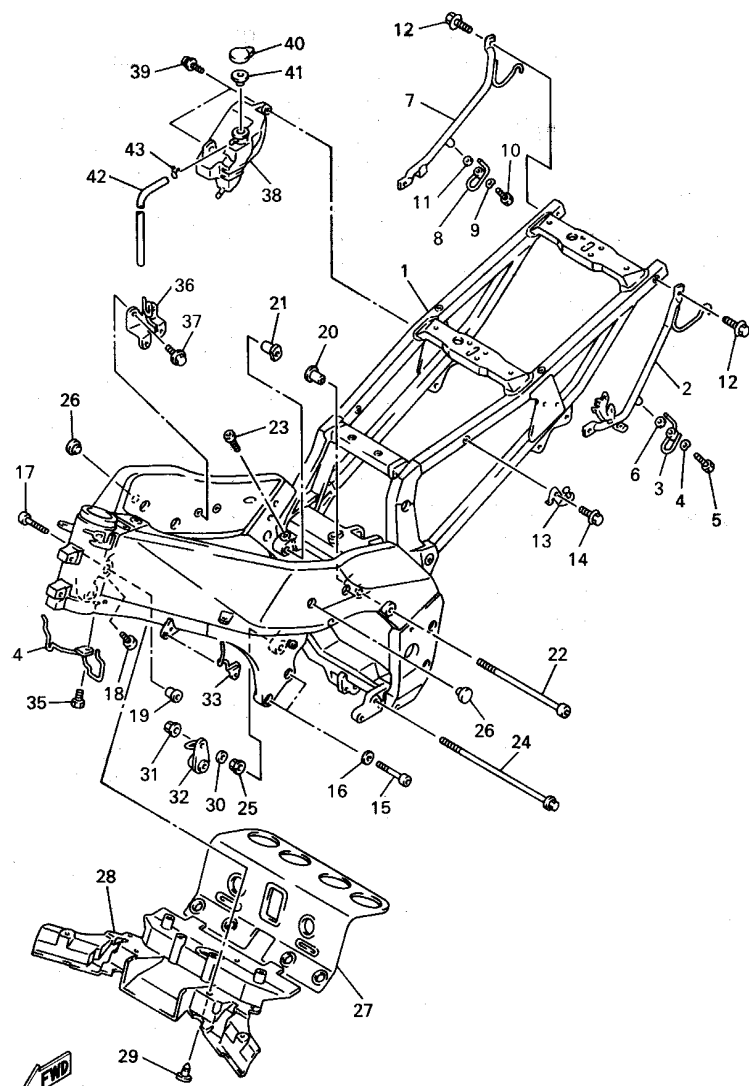
FIG. 19 SHIFT SHAFT



4HD300-3190

REF. NO.	PART NO.	DESCRIPTION	QTY	REMARKS
1	4G0-18127-00	STOPPER, SCREW	1	
2	93102-12106	OIL SEAL (SD 12-22-5 HS)	1	
3	1AE-18101-01	SHIFT SHAFT ASSY	1	
4	90508-32682	•SPRING, TORSION	1	
5	90387-114K8	•COLLAR	1	
6	90201-12575	WASHER, PLATE	1	
7	99006-10600	CIRCLIP	1	
8	90560-12191	SPACER	1	
9	93109-12053	OIL SEAL (SDO 12/18/4-1)	2	
10	2GH-18112-01	ARM, SHIFT	1	
11	2H9-18154-00	COVER, DUST	1	
12	95824-06020	BOLT, FLANGE	1	
13	1WG-18115-01	ROD, SHIFT	1	
14	90170-06228	NUT(COUNTER CLOCKWISE)	1	
15	95304-06700	NUT	1	
16	4FM-18110-01	SHIFT PEDAL ASSY	1	
17	2H9-18154-00	•COVER, DUST	1	
18	132-18113-01	•COVER, SHIFT PEDAL	1	

FIG. 20 FRAME

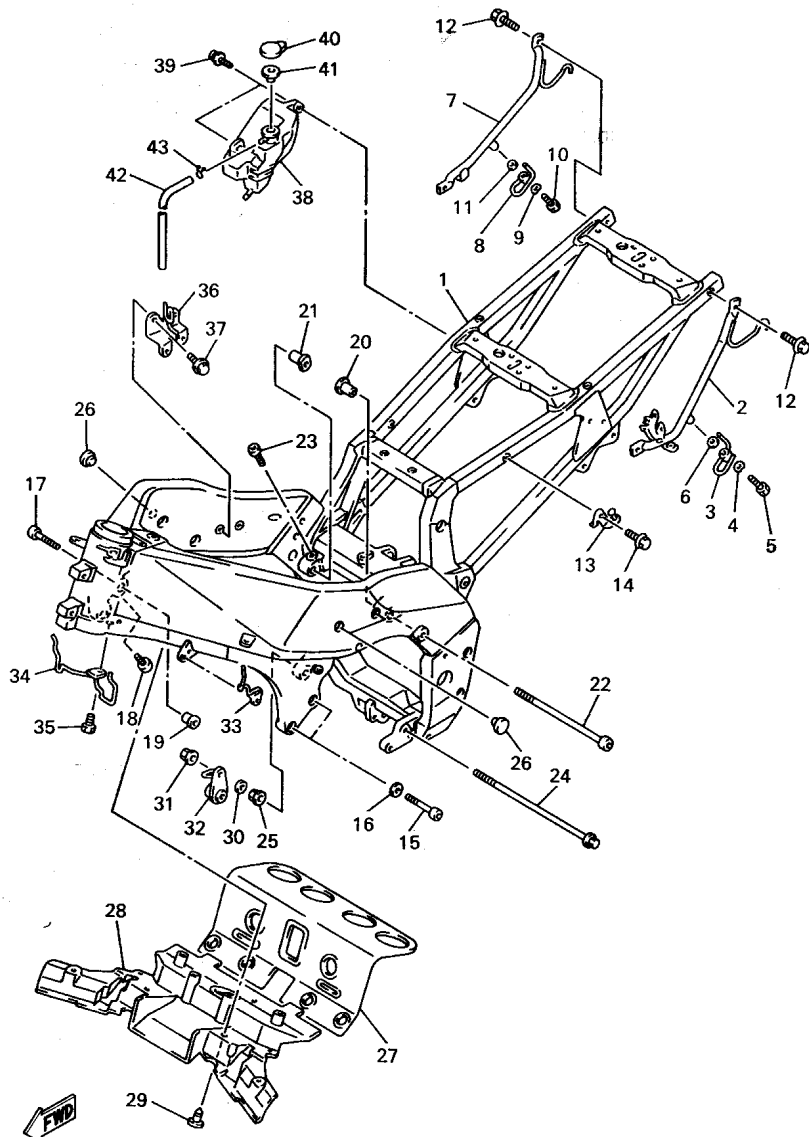


4SV300-6200

REF. NO.	PART NO.	DESCRIPTION	QTY	REMARKS
1	4SV-21110-00	FRAME COMP.	1	
2	4SV-2127A-00	HANDLE, STANDING	1	
3	4SV-21654-00	WIRE	1	
4	90206-08051	WASHER, WAVE	1	
5	90109-061F3	BOLT	1	
6	92907-06200	WASHER	1	
7	4SV-2127A-10	HANDLE, STANDING	1	
8	4SV-21654-10	WIRE	1	
9	90206-08051	WASHER, WAVE	1	
10	90109-061F3	BOLT	1	
11	92907-06200	WASHER	1	
12	95817-06020	BOLT, FLANGE	2	
13	4SV-21398-00	HANGER, HELMET	1	
14	95817-06016	BOLT, FLANGE	1	
15	91314-10040	BOLT	2	
16	92990-10600	WASHER, PLATE	2	
17	91314-10045	BOLT	2	
18	91314-08030	BOLT	2	
19	90387-115V8	COLLAR	2	
20	90387-105V7	COLLAR	1	
21	90179-10682	NUT	1	
22	90110-10169	BOLT, HEXAGON SOCKET HEAD	1	
23	90110-08155	BOLT, HEXAGON SOCKET HEAD	2	
24	90105-10716	BOLT, WASHER BASED	1	
25	90179-10658	NUT	1	
26	90338-15202	PLUG	3	
27	4SV-2117F-00	COVER	1	
28	4SV-2137Y-00	GUIDE, AIR	1	

D2

FIG. 20 FRAME

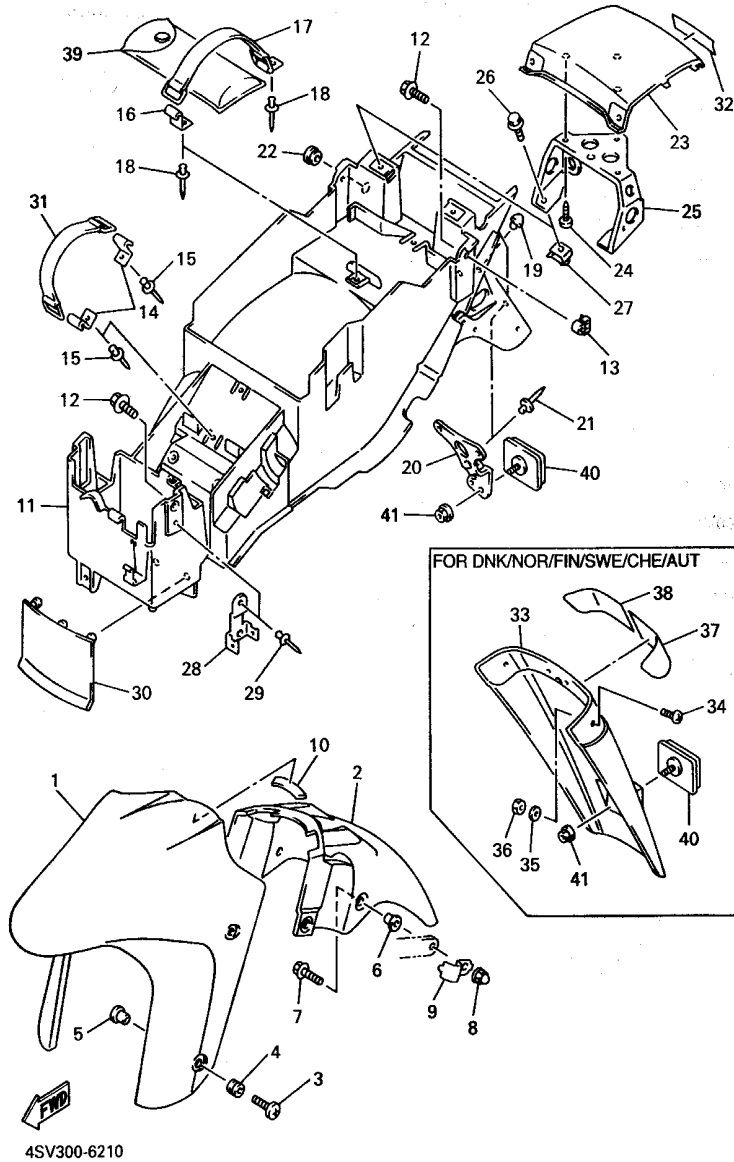


4SV300-6200

REF. NO.	PART NO.	DESCRIPTION	QTY	REMARKS
29	90269-08078	RIVET	4	
30	90201-101J1	WASHER, PLATE	1	
31	95707-10500	NUT, FLANGE	1	
32	4FM-21446-01	STAY, MUFFLER 2	1	
33	4FM-21161-02	HOLDER, CABLE	1	
34	4FM-21162-00	HOLDER, CLUTCH CABLE	1	
35	90101-06664	BOLT	1	
36	4FM-2116J-10	BRACKET 7	1	
37	95817-06016	BOLT, FLANGE	2	
38	4FM-21871-02	TANK, RECOVERY	1	
39	90159-06033	SCREW, WITH WASHER	2	
40	1AA-21815-00	CAP	1	
41	1AA-21874-00	GASKET	1	
42	90445-084G9	HOSE	1	
43	90467-08003	CLIP	1	

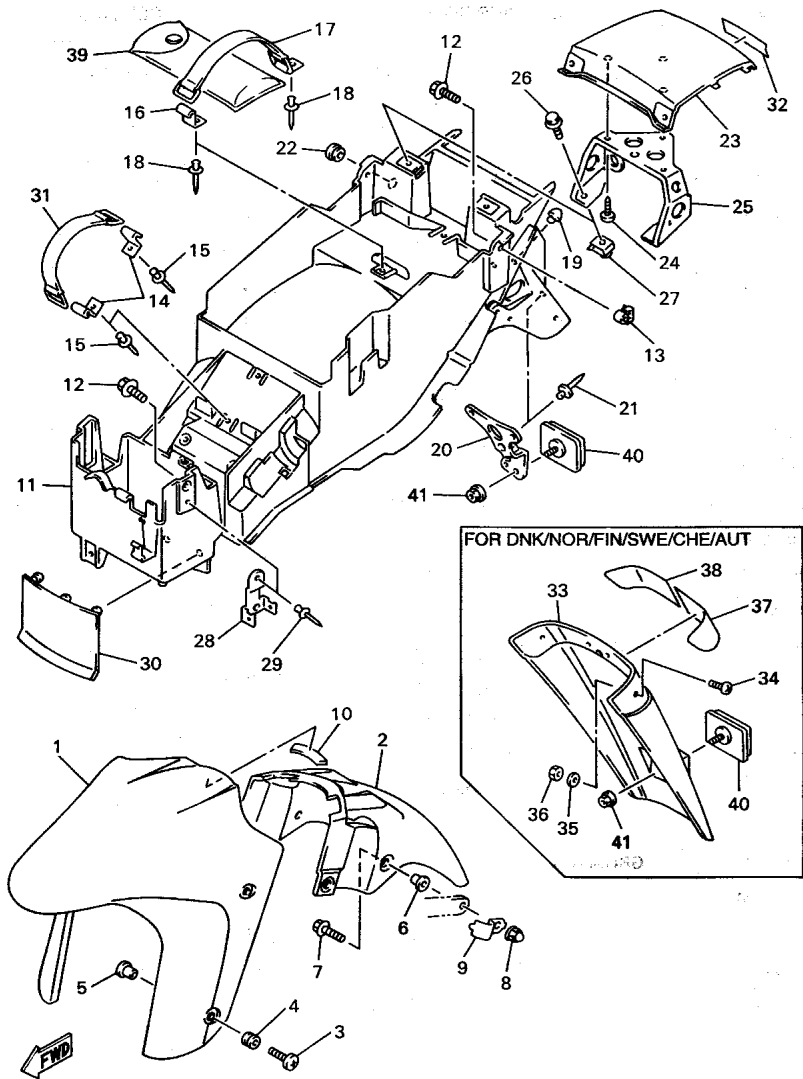
D3

FIG. 21 FENDER



REF. NO.	PART NO.	DESCRIPTION	Q'TY	REMARKS
1	4SV-21511-00-4B	FENDER, FRONT	1	UR BLACK 2 FOR VRC1 UR STAR SILVER FOR BL2
	4SV-21511-00-6M	FENDER, FRONT	1	
2	4SV-21556-00	FENDER, FRONT 2	1	
3	90154-06061	SCREW, BINDING	4	
4	90480-12072	GROMMET	4	
5	90387-065J6	COLLAR	4	
6	90387-07717	COLLAR	4	
7	90119-06097	BOLT, WITH WASHER	4	
8	90176-06065	NUT, CROWN	2	
9	4SV-25876-00	HOLDER, BRAKE HOSE 2	2	
10	1LJ-2414J-00	DAMPER, PLATE 2	1	
11	4SV-21611-00	FENDER, REAR	1	
12	90119-06227	BOLT, WITH WASHER	4	
13	4SV-21635-00	NUT, REAR FENDER	2	
14	36F-28379-00	HOOK	2	
15	90267-40076	RIVET, BLIND	2	
16	36F-28379-00	HOOK	1	
17	4HM-21647-00	BAND	1	
18	90267-40076	RIVET, BLIND	2	
19	5A8-21639-00	DAMPER 2	1	
20	4FM-85132-00	BRACKET, REFLECTOR 1	1	
21	90267-40029	RIVET, BLIND	2	
22	90480-13398	GROMMET	2	
23	4SV-21651-00-P0	COVER, REAR FENDER	1	UR BLUISH WHITE COCKTAIL 1 FOR VRC1 UR STAR SILVER FOR BL2
	4SV-21651-00-6M	COVER, REAR FENDER	1	
24	97707-50012	SCREW, TAPPING	3	
25	4SV-2117E-00	BRACKET, TAILLIGHT	1	
26	95817-06016	BOLT, FLANGE	2	

FIG. 21 FENDER

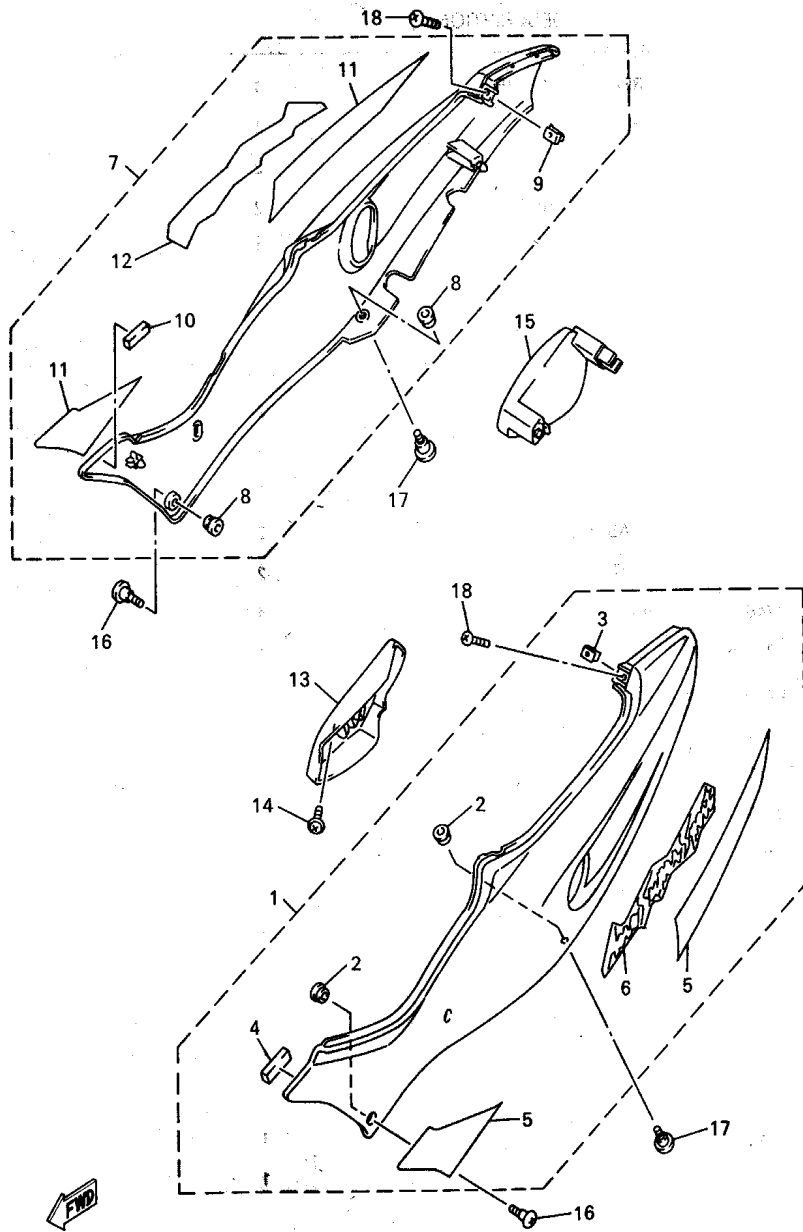


4SV300-6210

REF. NO.	PART NO.	DESCRIPTION	QTY	REMARKS
27	90183-06023	NUT, SPRING	2	
28	4SV-2164F-00	STAY 1	1	
29	90267-40076	RIVET, BLIND	1	
30	30X-21621-00	FLAP	1	
31	2T4-82131-00	BAND, BATTERY	1	
32	99234-00080	EMBLEM, YAMAHA	1	
33	3GM-21621-00	FLAP	1	FOR DNK/NOR/FIN/SWE/CHE/AUT
34	90149-04278	SCREW	4	FOR DNK/NOR/FIN/SWE/CHE/AUT
35	90201-04018	WASHER	4	FOR DNK/NOR/FIN/SWE/CHE/AUT
36	95607-04100	NUT, U	4	FOR DNK/NOR/FIN/SWE/CHE/AUT
37	3GM-21649-00	DAMPER	1	FOR DNK/NOR/FIN/SWE/CHE/AUT
38	3GM-21649-10	DAMPER	1	FOR DNK/NOR/FIN/SWE/CHE/AUT
39	4SV-28100-00	TOOL KIT	1	
40	3G1-85130-01	REAR REFLECTOR ASSY	1	
41	95707-05500	NUT, FLANGE	1	

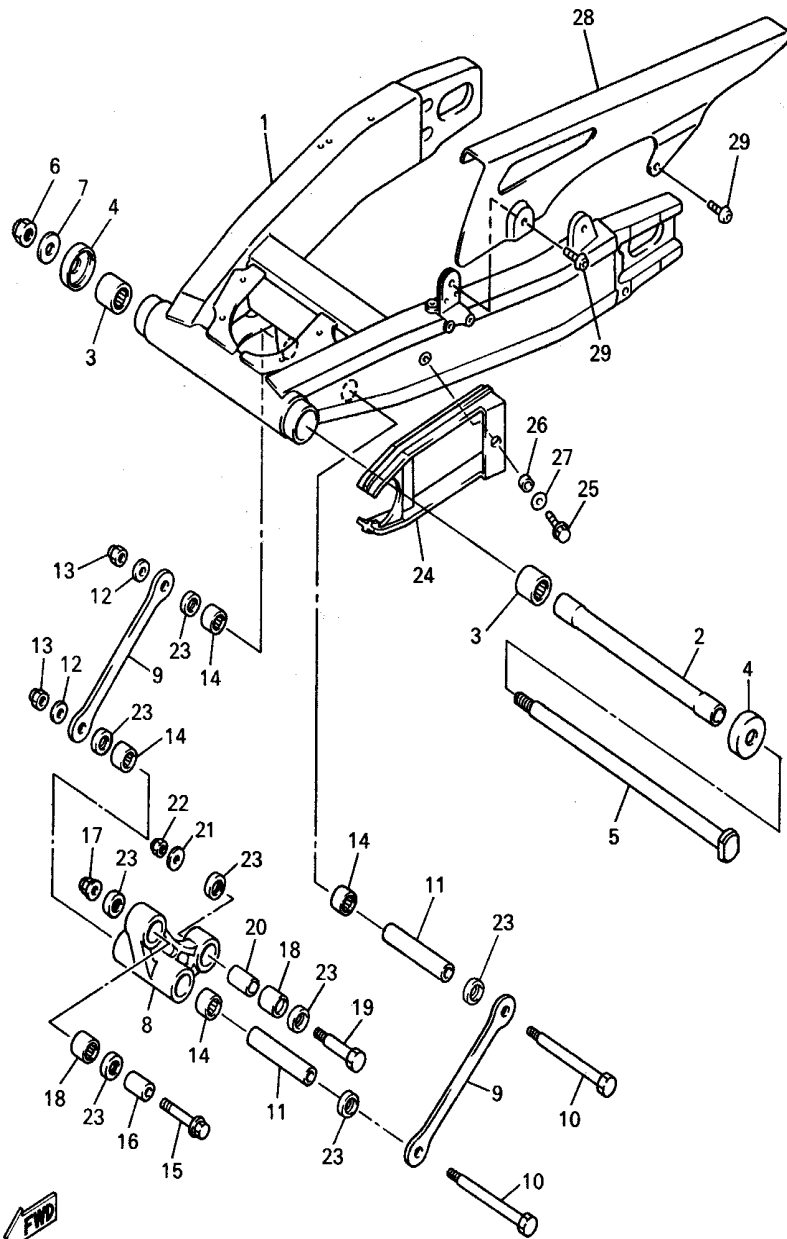
D5

FIG. 22 SIDE COVER



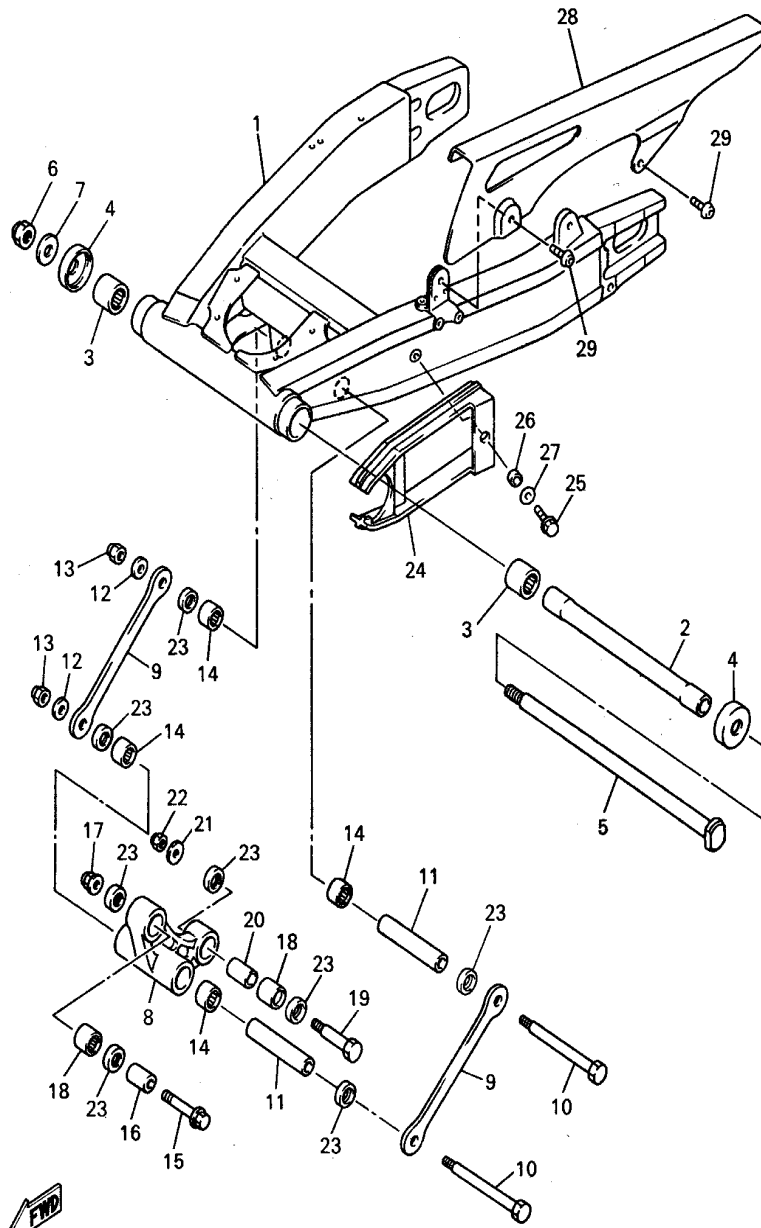
REF. NO.	PART NO.	DESCRIPTION	QTY	REMARKS
1	4SV-Y2171-00-P0	COVER, SIDE 1	1	UR BLUISH WHITE COCKTAIL 1 FOR VRC1 UR STAR SILVER FOR BL2
	4SV-Y2171-20-6M	COVER, SIDE 1	1	
2	90480-13398	.GROMMET	2	
3	90183-05024	.NUT, SPRING	1	
4	89X-77167-00	.TRIM 3	1	
5	4SV-2173L-00	.GRAPHIC SET 1	1	UR FOR VRC1
	4SV-2173L-10	.GRAPHIC SET 1	1	UR FOR BL2
6	4SV-21781-00	.EMBLEM 1	1	
7	4SV-Y2172-00-P0	COVER, SIDE 2	1	UR BLUISH WHITE COCKTAIL 1 FOR VRC1 UR STAR SILVER FOR BL2
	4SV-Y2172-10-6M	COVER, SIDE 2	1	
8	90480-13398	.GROMMET	2	
9	90183-05024	.NUT, SPRING	1	
10	89X-77167-00	.TRIM 3	1	
11	4SV-2174L-00	.GRAPHIC SET 2	1	UR FOR VRC1
	4SV-2174L-10	.GRAPHIC SET 2	1	UR FOR BL2
12	4SV-21781-00	.EMBLEM 1	1	
13	4SV-21731-00	COVER, SIDE 3	1	
14	90159-06058	SCREW, WITH WASHER	1	
15	4SV-21741-00	COVER, SIDE 4	1	
16	90150-06036	SCREW, ROUND HEAD	2	
17	90150-06036	SCREW, ROUND HEAD	2	
18	90154-05059	SCREW, BINDING	2	

FIG. 23 REAR ARM



REF. NO.	PART NO.	DESCRIPTION	QTY	REMARKS
1	4SV-22110-00	REAR ARM COMP.	1	
2	3FV-22184-00	BUSH	1	
3	93315-42523	BEARING, CYLINDRICAL	2	
4	3FV-22128-00	COVER, THRUST 1	2	
5	3GM-22141-01	SHAFT, PIVOT	1	
6	90185-18104	NUT, SELF-LOCKING	1	
7	90201-18264	WASHER, PLATE	1	
8	4FM-2217A-00	ARM, RELAY	1	
9	3GM-2217M-00	ARM 1	2	
10	90101-10658	BOLT	2	
11	90387-122R5	COLLAR	2	
12	90201-101J1	WASHER, PLATE	2	
13	95617-10100	NUT, U	2	
14	93317-21746	BEARING, CYLINDRICAL	4	
15	90105-10376	BOLT, WASHER BASED	1	
16	90387-102R4	COLLAR	1	
17	95617-10200	NUT, SELF-LOCKING	1	
18	93317-31771	BEARING, CYLINDRICAL	2	
19	90101-10659	BOLT	1	
20	90387-127W0	COLLAR	1	
21	90201-101J1	WASHER, PLATE	1	
22	95617-10100	NUT, U	1	
23	93109-17048	OIL SEAL (SDO 17-24-4)	8	
24	4SV-22151-00	SEAL, GUARD	1	
25	95817-06025	BOLT, FLANGE	1	
26	90387-06022	COLLAR	1	
27	90201-064R0	WASHER, PLATE	1	
28	4SV-22311-00	CASE, CHAIN	1	

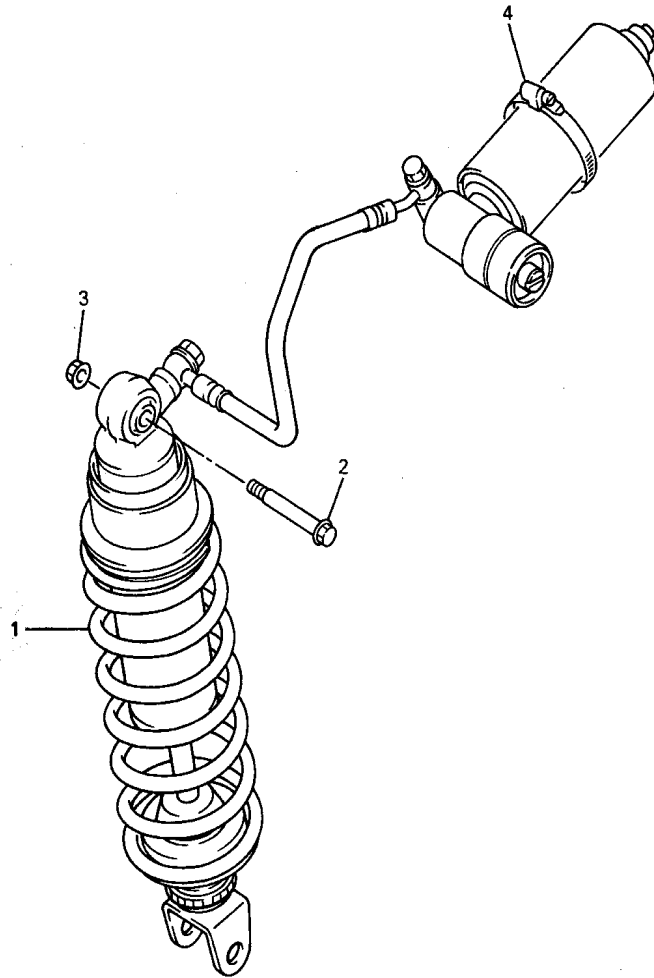
FIG. 23 REAR ARM



REF. NO.	PART NO.	DESCRIPTION	QTY	REMARKS
29	90149-06298	SCREW	2	

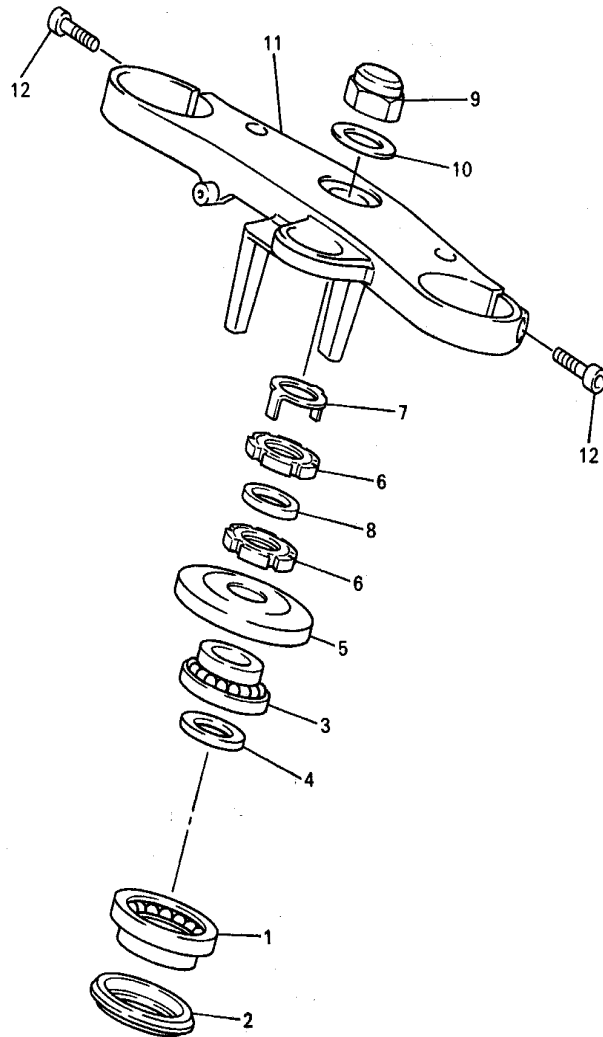
FIG. 24 REAR SUSPENSION

REF. NO.	PART NO.	DESCRIPTION	QTY	REMARKS
1	4SV-22210-00	SHOCK ABSORBER ASSY, REAR	1	
2	90105-10323	BOLT, WASHER BASED	1	
3	95617-10200	NUT, SELF-LOCKING	1	
4	90460-50079	CLAMP, HOSE	1	



4SV300-6240

FIG. 25 STEERING

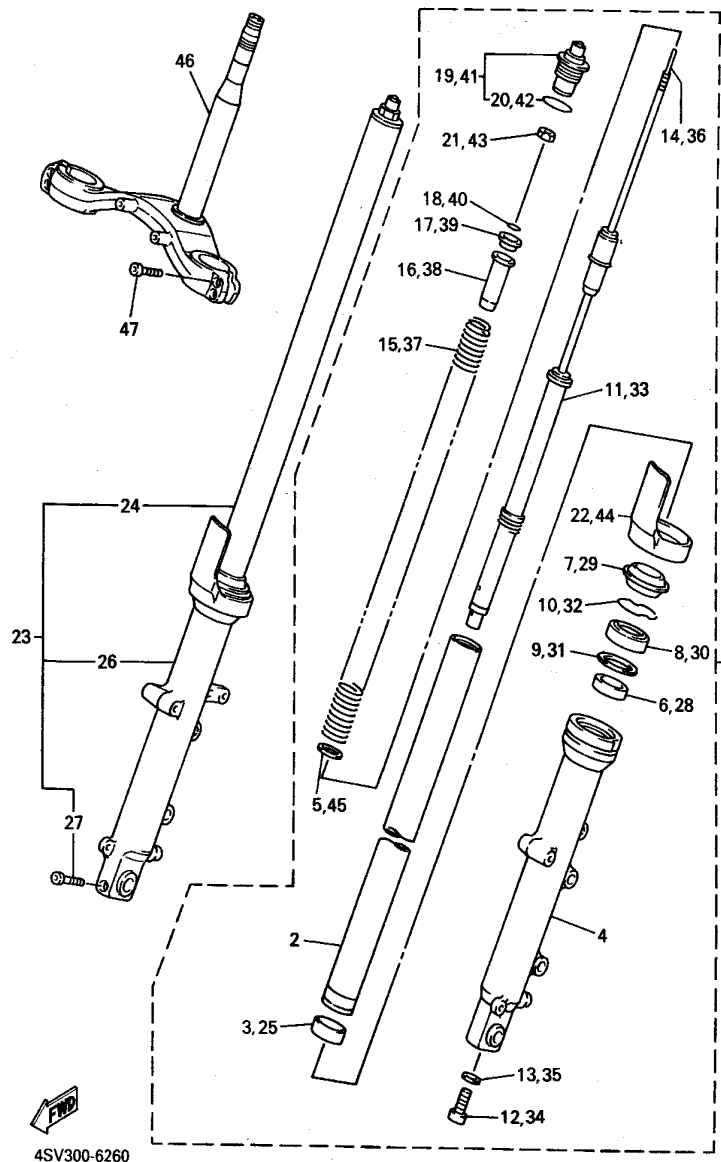


REF. NO.	PART NO.	DESCRIPTION	QTY	REMARKS
1	93399-99932	BEARING	1	
2	3FV-23462-00	SEAL, STEERING	1	
3	93399-99931	BEARING	1	
4	90202-24190	WASHER, PLATE	1	
5	3GM-23415-00	COVER, BALL RACE 1	1	
6	90179-25615	NUT	2	
7	3YF-23418-00	WASHER, SPECIAL	1	
8	90202-26142	WASHER, PLATE	1	
9	90176-22081	NUT, CROWN	1	
10	90201-220T0	WASHER, PLATE	1	
11	4SV-23435-00	CROWN, HANDLE	1	
12	91314-08030	BOLT	2	



4SV300-6250

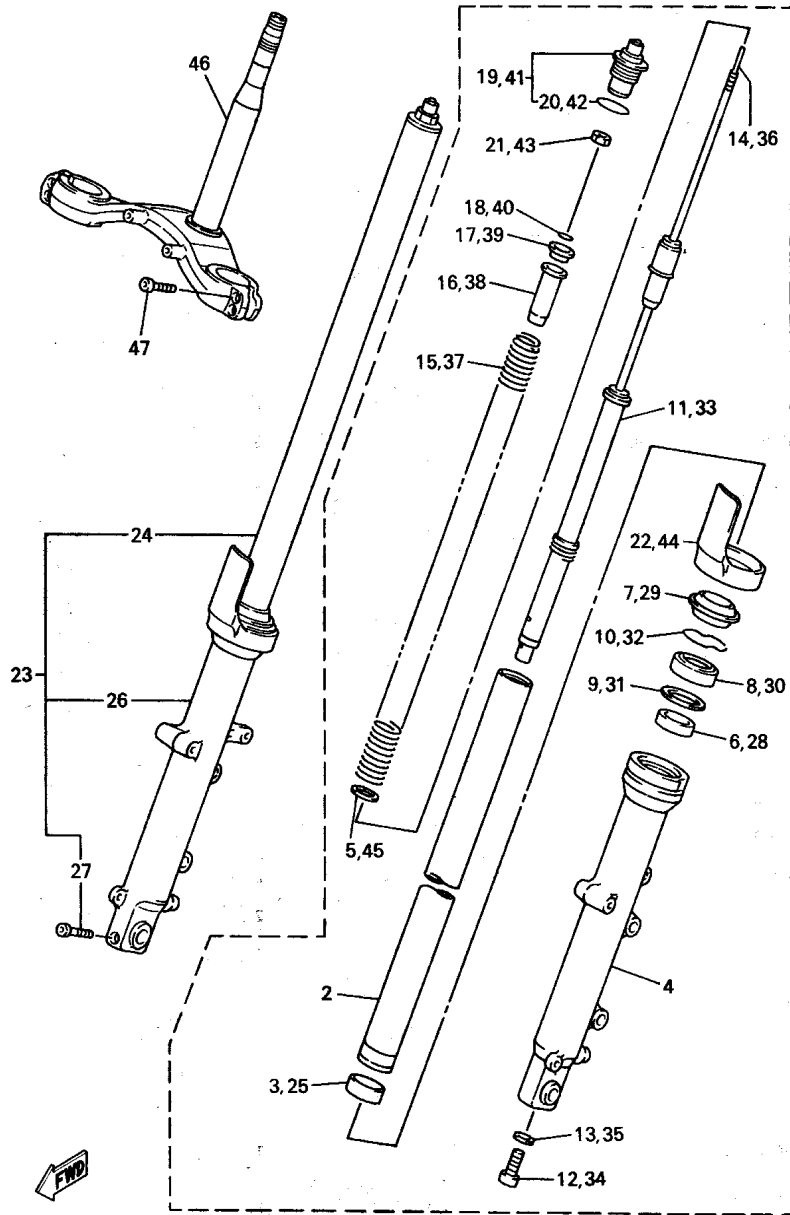
FIG. 26 FRONT FORK



REF. NO.	PART NO.	DESCRIPTION	QTY	REMARKS
1	4SV-23102-00	FRONT FORK ASSY (L.H)	1	
2	4SV-23110-00	INNER TUBE COMP.1	1	
3	4SV-23135-00	METAL, SLIDE 2	1	
4	4SV-23106-00	OUTER TUBE COMP. (L.H)	1	
5	90201-231E1	WASHER, PLATE	1	
6	4SV-23125-00	METAL, SLIDE 1	1	
7	4SV-23144-00	SEAL, DUST	1	
8	4SV-23145-00	OIL SEAL	1	
9	4SV-23115-00	GUIDE, COVER UPPER	1	
10	4SV-23156-00	CLIP, OIL SEAL	1	
11	4SV-23170-00	CYLINDER COMP., FRONT FORK	1	
12	91317-10025	BOLT, SOCKET HEAD	1	
13	90430-10171	GASKET	1	
14	4SV-2318Y-00	PLUNGER	1	
15	4SV-23141-00	SPRING, FRONT FORK	1	
16	3GM-23117-A0	GUIDE, SPRING	1	
17	3GM-2331K-A0	SEAT, SPRING	1	
18	3GM-23153-A0	RING, SNAP	1	
19	4SV-23111-00	BOLT, CAP	1	
20	93210-40N50	O-RING	1	
21	95307-10600	NUT	1	
22	4SV-2331G-00	COVER	1	
23	4SV-23103-00	FRONT FORK ASSY (R.H)	1	
24	4SV-23110-00	INNER TUBE COMP.1	1	
25	4SV-23135-00	METAL, SLIDE 2	1	
26	4SV-23107-00	OUTER TUBE COMP. (R.H)	1	
27	91317-08040	BOLT, SOCKET HEAD	1	
28	4SV-23125-00	METAL, SLIDE 1	1	

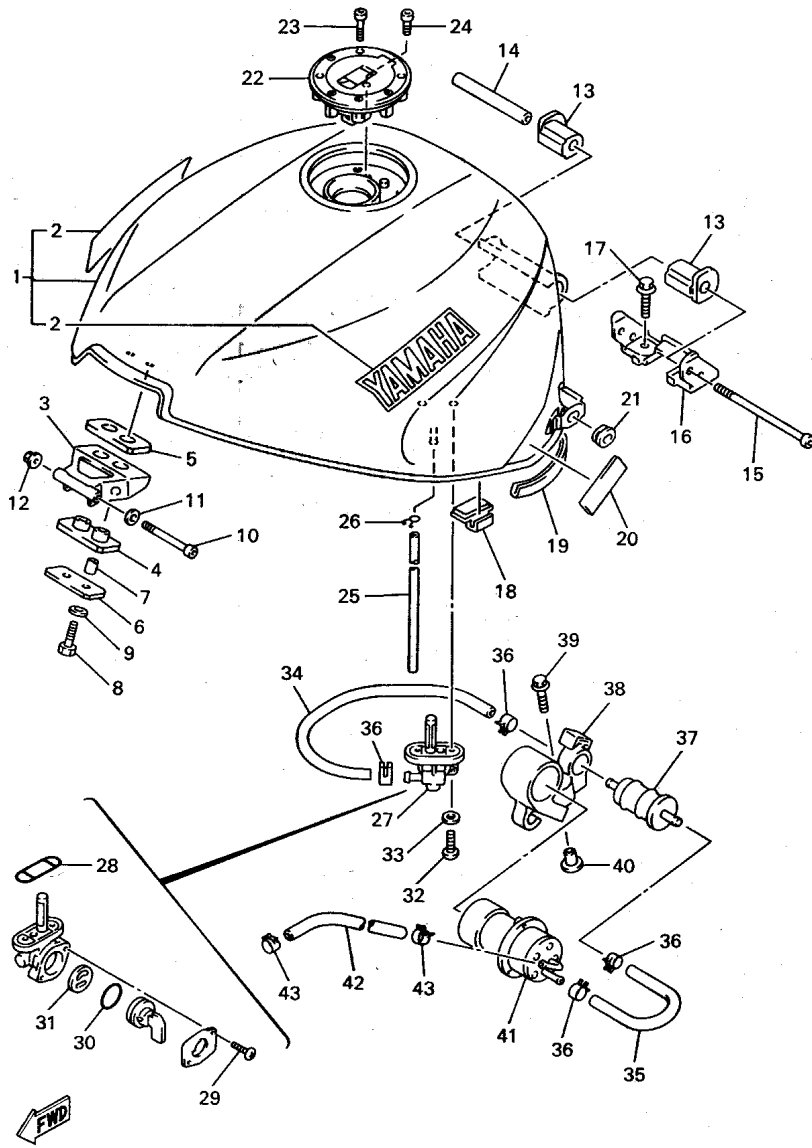
D11

FIG. 26 FRONT FORK



REF. NO.	PART NO.	DESCRIPTION	QTY	REMARKS
29	4SV-23144-00	•SEAL, DUST	4	
30	4SV-23145-00	•OIL SEAL	1	
31	4SV-23115-00	•GUIDE, COVER UPPER	1	
32	4SV-23156-00	•CLIP, OIL SEAL	1	
33	4SV-23170-00	•CYLINDER COMP., FRONT FORK	1	
34	91317-10025	•BOLT, SOCKET HEAD	1	
35	90430-10171	•GASKET	1	
36	4SV-2318Y-00	•PLUNGER	1	
37	4SV-23141-00	•SPRING, FRONT FORK	1	
38	3GM-23117-A0	•GUIDE, SPRING	1	
39	3GM-2331K-A0	•SEAT, SPRING	1	
40	3GM-23153-A0	•RING, SNAP	1	
41	4SV-23111-00	•BOLT, CAP	1	
42	93210-40N50	•O-RING	1	
43	95307-10600	•NUT	1	
44	4SV-2331G-00	•COVER	1	
45	90201-231E1	•WASHER, PLATE	1	
46	4SV-23340-00	UNDER BRACKET COMP.	1	
47	91317-08030	BOLT, SOCKET HEAD	4	

FIG. 27 FUEL TANK

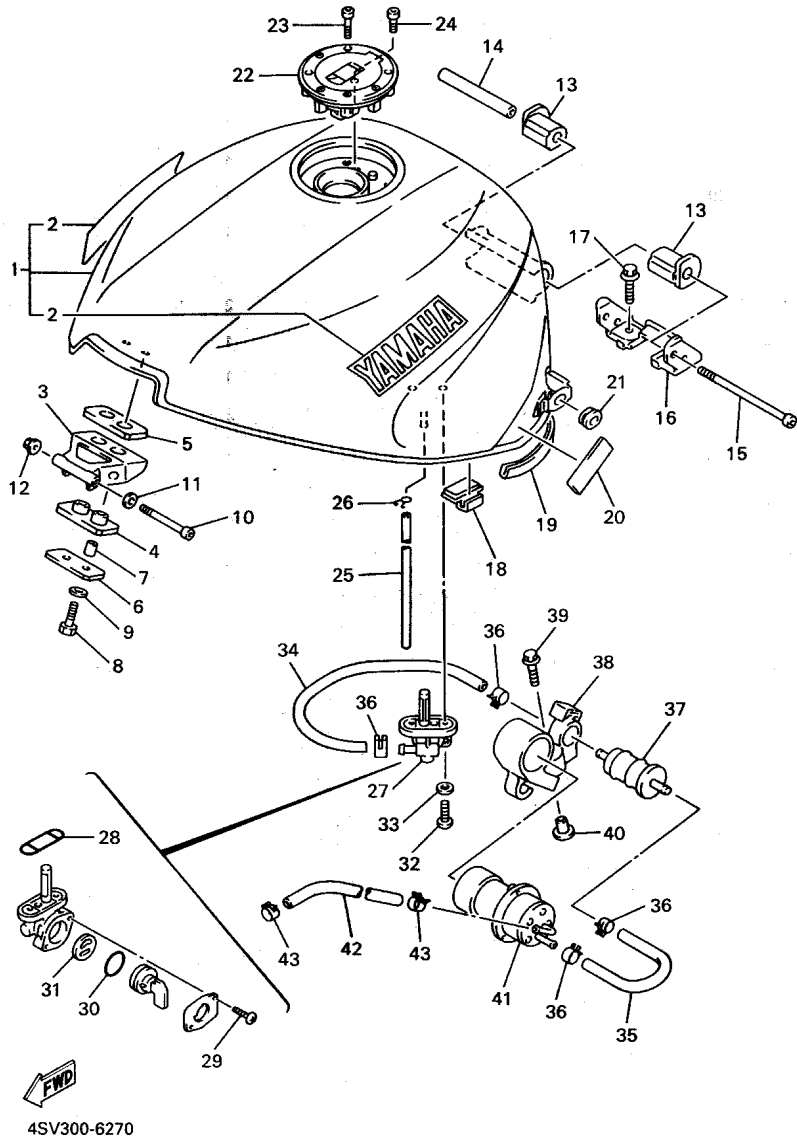


4SV300-6270

REF. NO.	PART NO.	DESCRIPTION	QTY	REMARKS
1	4SV-24110-10-01	FUEL TANK COMP.	1	UR VIVID RED
	4SV-24110-10-02	FUEL TANK COMP.	1	COCKTAIL 1 UR BLACK 2
2	99226-00180	-EMBLEM, YAMAHA	2	UR FOR VRC1
	99227-00180	-EMBLEM, YAMAHA	2	UR FOR BL2
3	4SV-24191-00	BRACKET, FUEL TANK 1	1	
4	2GH-24181-00	DAMPER, LOCATING 1	1	
5	2GH-24183-00	DAMPER, LOCATING 3	1	
6	2GH-24186-00	WASHER, SPECIAL	1	
7	90387-06299	COLLAR	2	
8	97017-06025	BOLT	2	
9	92907-06600	WASHER, PLATE	2	
10	91317-06070	BOLT, SOCKET HEAD	1	
11	92907-06200	WASHER	1	
12	95607-06200	NUT, SELF-LOCKING	1	
13	4SV-24181-00	DAMPER, LOCATING 1	2	
14	90387-061W9	COLLAR	1	
15	91317-06110	BOLT, SOCKET HEAD	1	
16	4SV-21348-00	BRACKET, TANK FITTING	1	
17	90119-06170	BOLT, WITH WASHER	2	
18	4JH-24183-00	DAMPER, LOCATING 3	2	
19	1HX-24188-01	MOLD, FUEL TANK	2	
20	3TU-28344-00	TAPE	2	
21	90480-01558	GROMMET	2	
22	4FM-24602-00	CAP ASSY	1	
23	90110-05112	BOLT, HEXAGON SOCKET HEAD	3	
24	91317-05010	BOLT, SOCKET HEAD	1	
25	90445-102G7	HOSE	1	
26	90467-09006	CLIP	1	

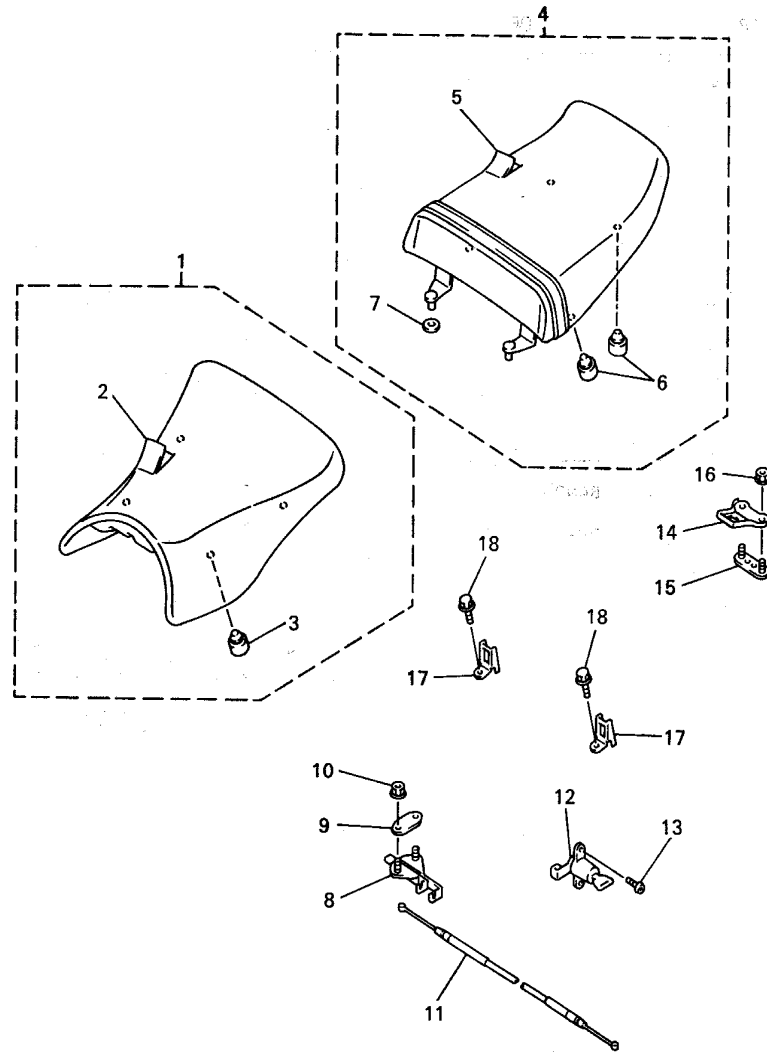
D13

FIG. 27 FUEL TANK



REF. NO.	PART NO.	DESCRIPTION	QTY	REMARKS
27	4KM-24500-10	FUEL COCK ASSY 1	1	
28	4X8-24512-00	O-RING	1	
29	98507-03008	SCREW, PAN HEAD	2	
30	3AJ-24534-00	SEAL, COCK	1	
31	3AJ-24523-00	VALVE PACKING	1	
32	90149-06008	SCREW	2	
33	90202-05187	WASHER, PLATE	2	
34	4SV-24311-00	PIPE, FUEL 1	1	
35	4SV-24312-00	PIPE 2	1	
36	90467-12124	CLIP	4	
37	1FK-24560-00	FILTER ASSY	1	
38	4SV-24398-00	BAND 1	1	
39	90119-06097	BOLT, WITH WASHER	1	
40	90387-07391	COLLAR	1	
41	4SV-13907-00	FUEL PUMP COMP.	1	
42	90445-146F9	HOSE	1	
43	90467-13123	CLIP	2	

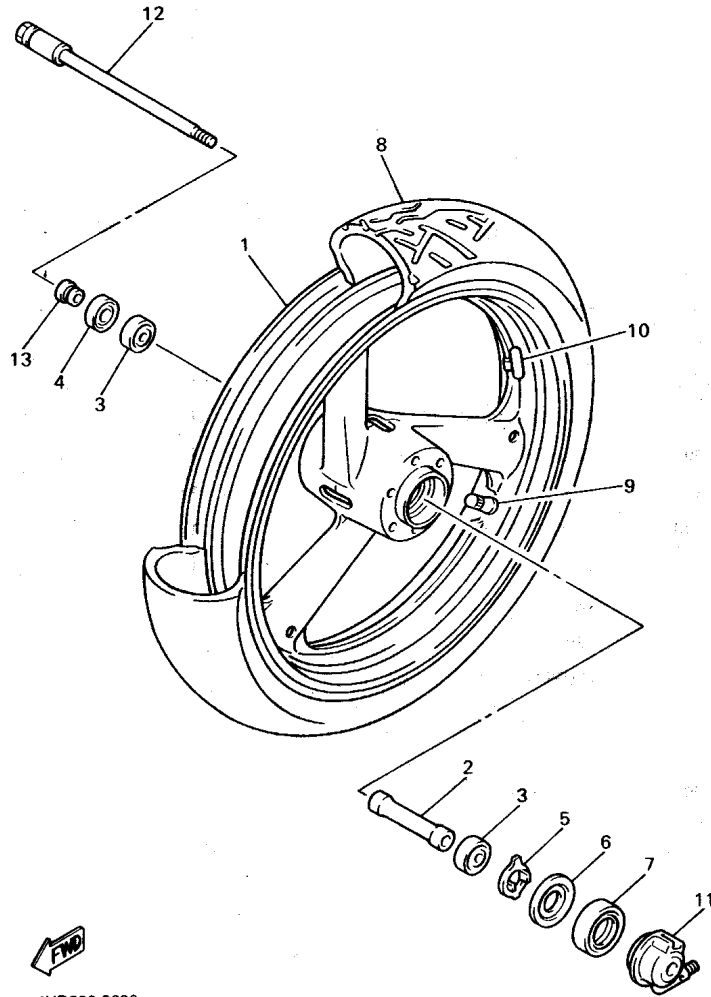
FIG. 28 SEAT



REF. NO.	PART NO.	DESCRIPTION	QTY	REMARKS
1	4SV-24710-00	SINGLE SEAT ASSY	1	
2	4SV-24711-00	COVER, SINGLE SEAT	1	
3	278-27114-00	STOPPER, MAIN STAND	4	
4	4SV-24750-00	TANDEM SEAT ASSY	1	
5	4SV-24751-00	COVER, TANDEM SEAT	1	
6	278-27114-00	STOPPER, MAIN STAND	4	
7	4FM-28372-00	DAMPER	2	
8	4BP-24780-00	SEAT LOCK ASSY	1	
9	4BP-24792-00	PLATE	1	
10	95707-06500	NUT, FLANGE	2	
11	4BP-2478E-00	CABLE, SEAT LOCK	1	
12	3CK-W2470-00	SEAT LOCK ASSY	1	
13	98507-06010	SCREW, PAN HEAD	2	
14	4SV-21342-00	BRACKET, SEAT 2	1	
15	4SV-24718-00	BRACKET, SEAT	1	
16	95707-06500	NUT, FLANGE	2	
17	4SV-24755-00	HOOK, SEAT	2	
18	95817-06016	BOLT, FLANGE	2	

 4SV300-6280

FIG. 29 FRONT WHEEL

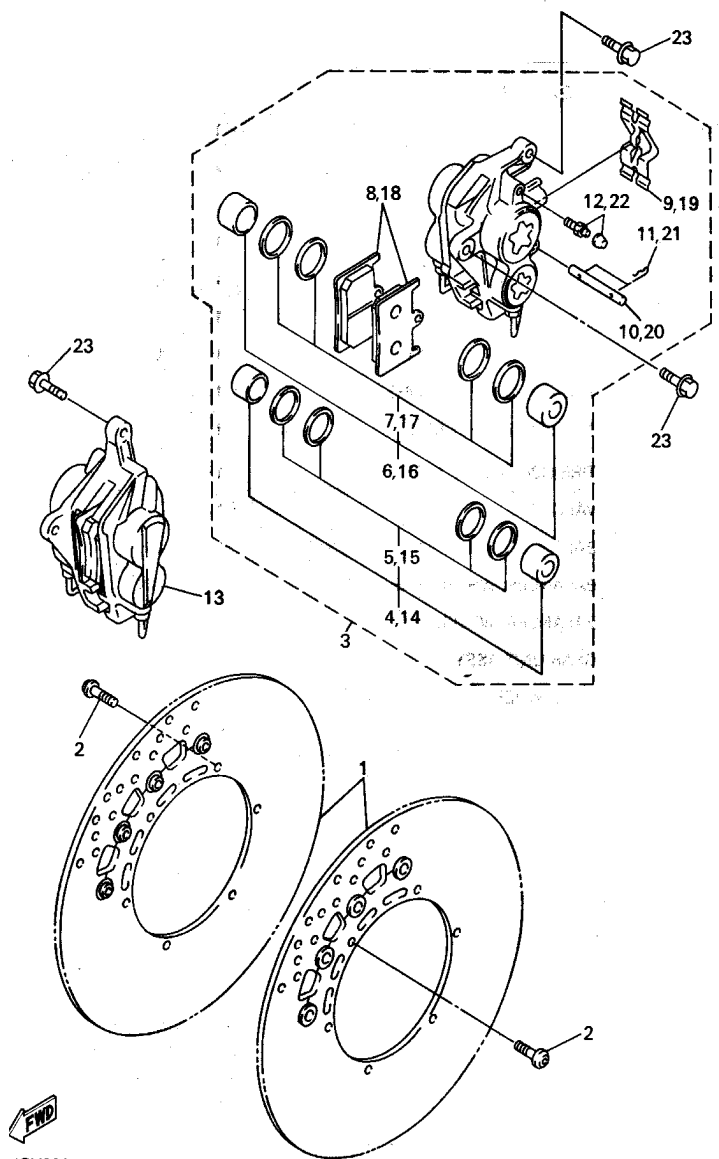



4HD300-5290

REF. NO.	PART NO.	DESCRIPTION	QTY	REMARKS
1	4SV-25168-00-7B	CAST WHEEL, FRONT	1	BLUISH BLACK 2
2	90387-2200S	COLLAR	1	
3	93306-00420	BEARING (B6004)	2	
4	93102-28021	OIL SEAL	1	
5	4FM-25149-00	CLUTCH, METER	1	
6	341-25846-00	RETAINER, CLUTCH	1	
7	93105-45017	OIL SEAL	1	
8	*	TIRE (120/70 ZR17 90X)	1	UR LM MICHELIN
	94112-1709J	TIRE (120/70 ZR17 D204F)	1	UR DUNLOP
	94112-1708X	TIRE (120/70 ZR17 B50F)	1	UR BRIDGESTONE FOR GBR/FIN/SWE/CHE/AUT
	*	TIRE (120/70 ZR17 MEZ2)	1	UR "LM" METZELER FOR FIN/SWE/CHE/AUT
9	93900-00030	VALVE, RIM	1	
10	29L-25398-00	BALANCER, WHEEL (10G)	1	UN
	29L-25398-10	BALANCER, WHEEL (20G)	1	UN
	29L-25398-20	BALANCER, WHEEL (30G)	1	UN
11	4FM-25190-00	GEAR UNIT ASSY	1	
12	4FM-25181-01	AXLE, WHEEL	1	
13	90387-2200T	COLLAR	1	

E2

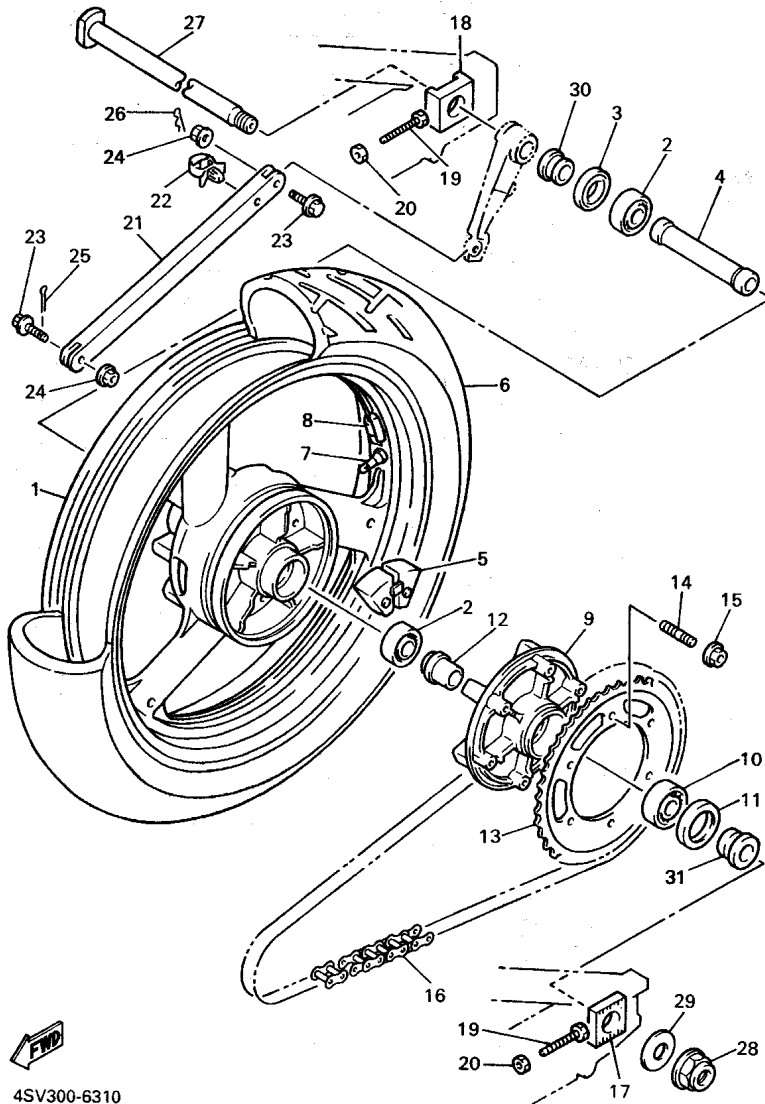
FIG. 30 FRONT BRAKE CALIPER



REF. NO.	PART NO.	DESCRIPTION	Q'TY	REMARKS
1	4SV-2581T-00	DISC BRAKE ASSY	2	
2	90109-083G4	BOLT	12	
3	4SV-2580T-00	CALIPER ASSY (LEFT)	1	
4	4SV-W0057-00	PISTON ASSY, CALIPER	1	
5	3MA-W0047-10	CALIPER SEAL KIT	1	
6	4SV-W0057-10	PISTON ASSY, CALIPER	1	
7	3GM-W0047-10	CALIPER SEAL KIT	1	
8	4SV-W0045-00	BRAKE PAD KIT	1	
9	4SV-25919-00	SUPPORT, PAD	1	
10	4SV-25924-00	PIN, PAD	1	
11	3GM-25925-00	CLIP	2	
12	1J3-W0048-00	BLEED SCREW KIT	1	
13	4SV-2580U-00	CALIPER ASSY (RIGHT)	1	
14	4SV-W0057-00	PISTON ASSY, CALIPER	1	
15	3MA-W0047-10	CALIPER SEAL KIT	1	
16	4SV-W0057-10	PISTON ASSY, CALIPER	1	
17	3GM-W0047-10	CALIPER SEAL KIT	1	
18	4SV-W0045-00	BRAKE PAD KIT	1	
19	4SV-25919-00	SUPPORT, PAD	1	
20	4SV-25924-00	PIN, PAD	1	
21	3GM-25925-00	CLIP	2	
22	1J3-W0048-00	BLEED SCREW KIT	1	
23	90105-10725	BOLT, WASHER BASED	4	

4SV300-6300

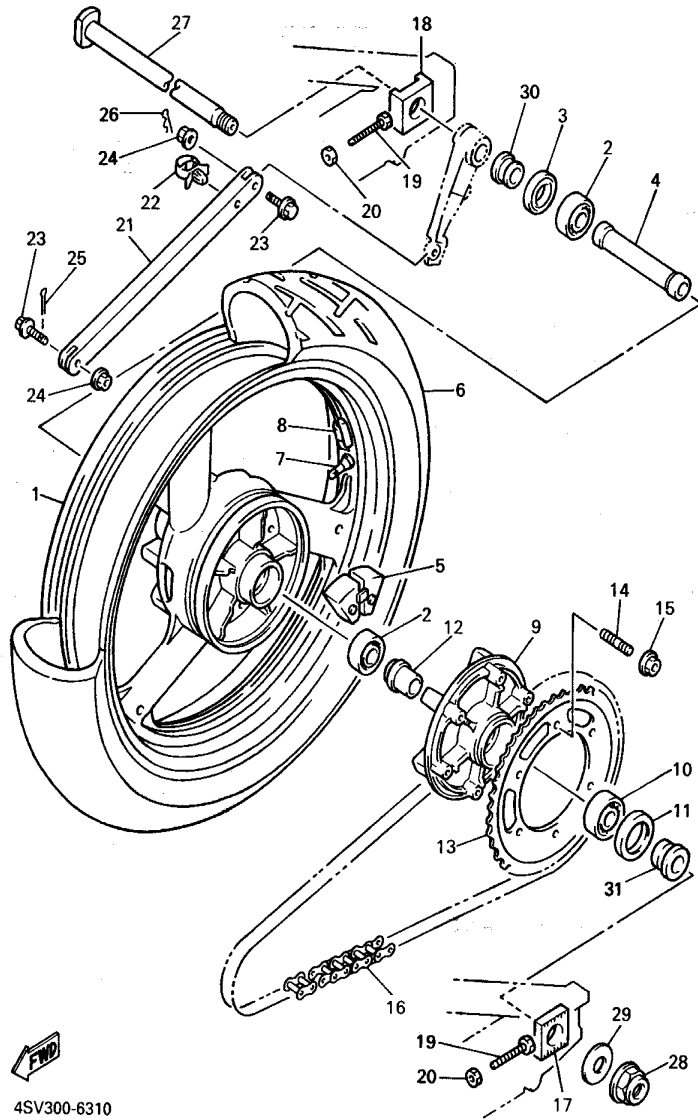
FIG. 31 REAR WHEEL



4SV300-6310

REF. NO.	PART NO.	DESCRIPTION	Q'TY	REMARKS
1	4FM-25338-01-7B	CAST WHEEL, REAR	1	BLUISH BLACK 2
2	93306-20567	BEARING	2	
3	93102-35412	OIL SEAL	1	
4	90560-28389	SPACER	1	
5	4FM-25364-00	DAMPER	6	
6	*	TIRE (180/55 ZR17 90X)	1	UR LM MICHELIN
	94118-1709K	TIRE (180/55 ZR17 D204)	1	UR DUNLOP
	94118-1708Y	TIRE (180/50 ZR17 B50RBZ)	1	UR BRIDGESTONE FOR GBR/FIN/SWE/CHE/AUT
	*	TIRE (180/50 ZR17 MEZ2)	1	UR "LM" METZELER FOR FIN/SWE/CHE/AUT
7	93900-00030	VALVE, RIM	1	
8	29L-25398-00	BALANCER, WHEEL (10G)	1	UN
	29L-25398-10	BALANCER, WHEEL (20G)	1	UN
	29L-25398-20	BALANCER, WHEEL (30G)	1	UN
9	4FM-25366-00	CLUTCH, HUB	1	
10	93306-20644	BEARING	1	
11	93102-40211	OIL SEAL	1	
12	4FM-25377-00	COLLAR, WHEEL	1	
13	4SV-25446-00	SPROCKET, DRIVEN (46T)	1	UR
	4SV-25447-00	SPROCKET, DRIVEN (47T)	1	UR FOR FIN/SWE
14	90116-10575	BOLT, STUD	6	
15	95617-10200	NUT, SELF-LOCKING	6	
16	94581-57110	CHAIN (DID532ZLVKA1-110L)	1	DAIDO
17	4FM-25388-01	PULLER, CHAIN 1	1	
18	4FM-25389-00	PULLER, CHAIN 2	1	
19	90101-08766	BOLT	2	
20	95337-08600	NUT	2	
21	4FM-25371-10	BAR, TENSION	1	
22	90464-23239	CLAMP	1	

FIG. 31 REAR WHEEL

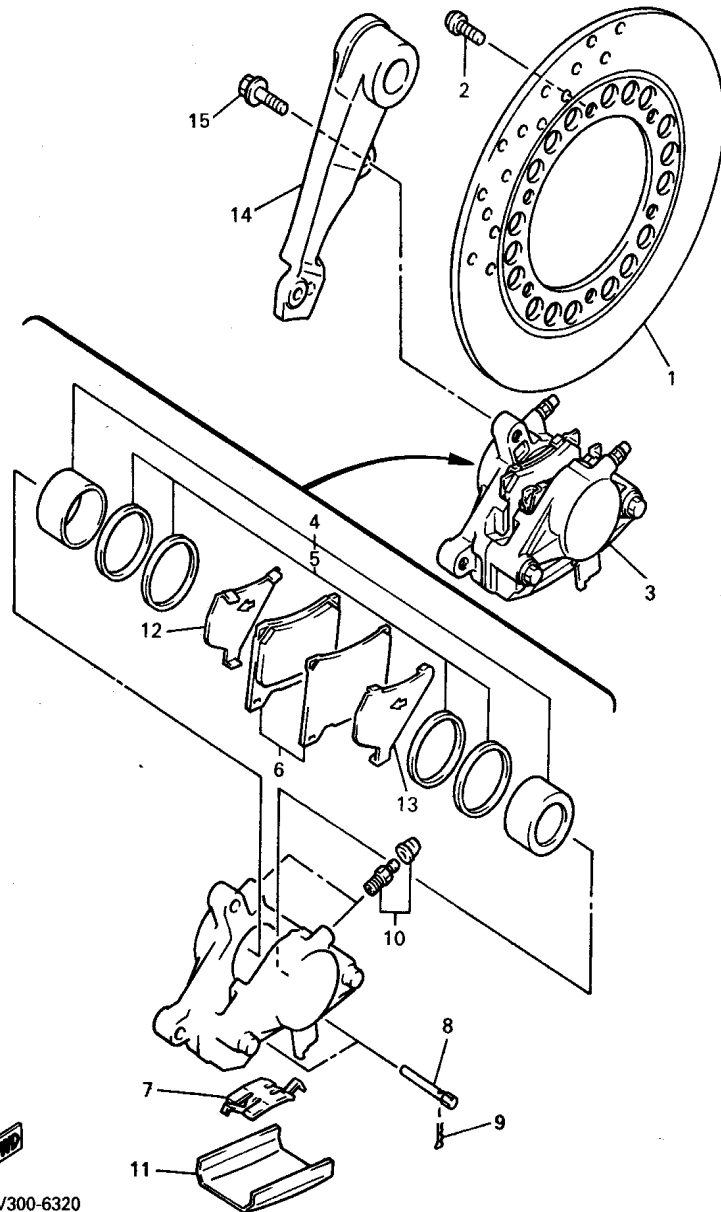


4SV300-6310

REF. NO.	PART NO.	DESCRIPTION	QTY	REMARKS
23	90105-08321	BOLT, WASHER BASED	2	
24	95707-08500	NUT, FLANGE	2	
25	91401-20015	PIN, COTTER	1	
26	90468-16099	CLIP	1	
27	4FM-25381-10	AXLE, WHEEL	1	
28	90185-24165	NUT, SELF-LOCKING	1	
29	90201-257R5	WASHER, PLATE	1	
30	90387-2805W	COLLAR	1	
31	90387-2805X	COLLAR	1	

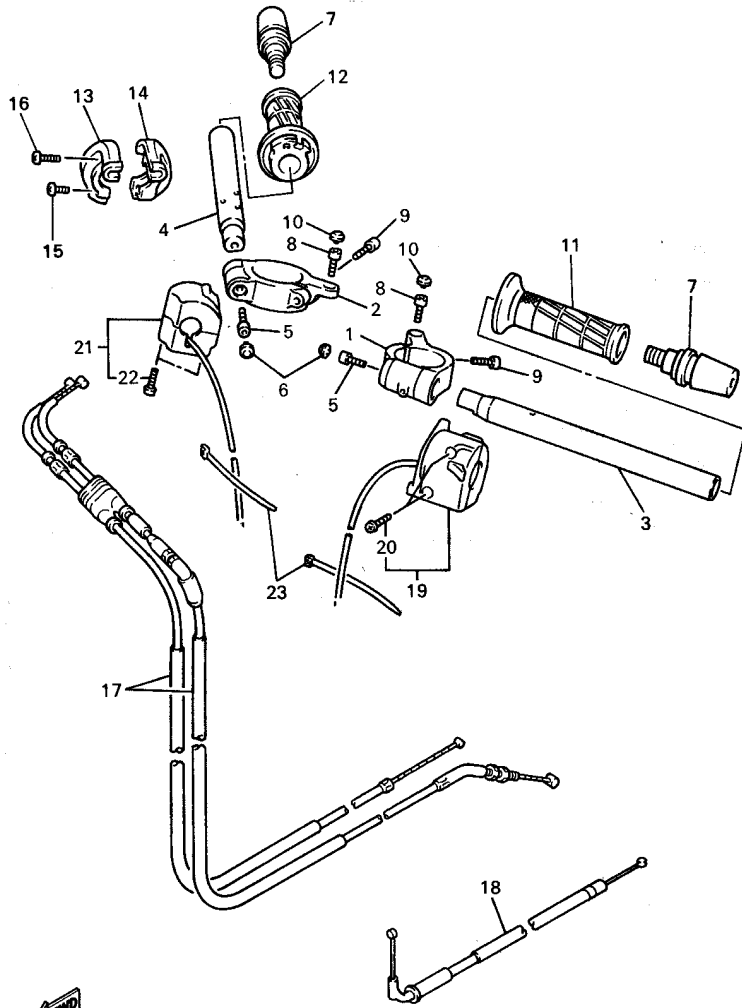
E5

FIG. 32 REAR BRAKE CALIPER



REF. NO.	PART NO.	DESCRIPTION	Q'TY	REMARKS
1	4SV-2582W-00	DISC, REAR BRAKE 2	1	
2	90109-083G4	BOLT	6	
3	4SV-2580W-00	CALIPER ASSY, REAR 2	1	
4	31A-W0057-00	PISTON ASSY, CALIPER	1	
5	31A-W0047-00	CALIPER SEAL KIT	1	
6	4SV-W0045-50	BRAKE PAD KIT	1	
7	29L-25919-A0	SUPPORT, PAD	1	
8	3HE-25924-00	PIN, PAD	2	
9	3GM-25925-00	CLIP	2	
10	1J3-W0048-00	BLEED SCREW KIT	1	
11	51J-25836-00	COVER, DUST	1	
12	1FK-25827-00	SHIM, CALIPER	1	
13	1FK-25828-00	SHIM, CALIPER	1	
14	4FM-25819-01	BRACKET, CALIPER	1	
15	90105-10725	BOLT, WASHER BASED	2	

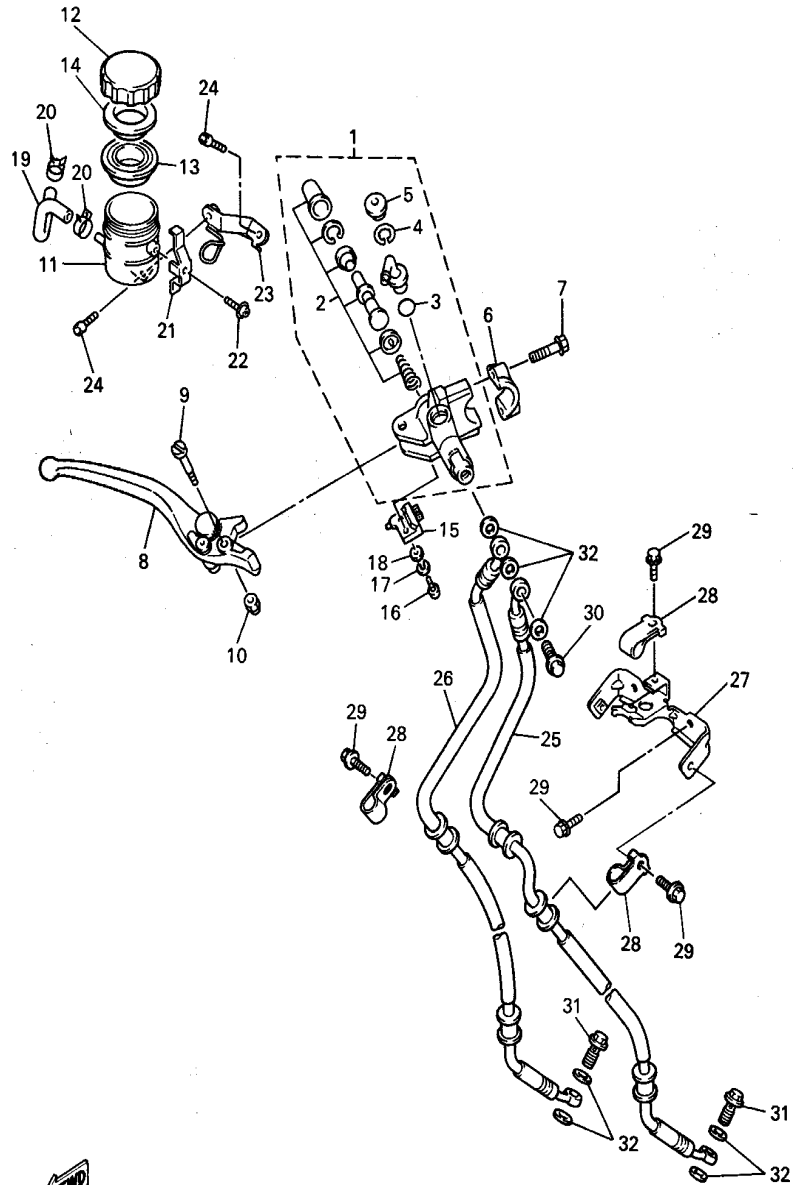
FIG. 33 STEERING HANDLE • CABLE



4SV300-6330

REF. NO.	PART NO.	DESCRIPTION	QTY	REMARKS
1	4SV-26121-00	HANDLEBAR (LEFT)	1	
2	4SV-26122-00	HANDLEBAR (RIGHT)	1	
3	4SV-26111-00	HANDLEBAR	1	
4	4SV-26112-00	BAR, HANDLE	1	
5	91317-08025	BOLT, SOCKET HEAD	2	
6	341-23469-00	CAP, BOLT	2	
7	4SV-26246-00	END, GRIP	2	
8	91317-06020	BOLT, SOCKET HEAD	2	
9	91317-08030	BOLT, SOCKET HEAD	2	
10	10L-23469-00	CAP, BOLT	2	
11	4FM-26241-00	GRIP (LEFT)	1	
12	4FM-26240-00	GRIP ASSY	1	
13	3LN-26281-01	CAP, GRIP UPPER	1	
14	3LN-26282-01	CAP, GRIP LOWER	1	
15	98507-05020	SCREW, PAN HEAD	1	
16	98507-05025	SCREW, PAN HEAD	1	
17	4SV-26302-00	THROTTLE CABLE ASSY	1	
18	4SV-26331-00	CABLE, STARTER 1	1	
19	4SV-83972-00	SWITCH, HANDLE 4	1	
20	98507-05025	•SCREW, PAN HEAD	2	
21	4PU-83963-00	SWITCH, HANDLE 3 (RIGHT)	1	
22	98507-05045	•SCREW, PAN HEAD	2	
23	25G-83936-01	BAND, SWITCH CORD	2	

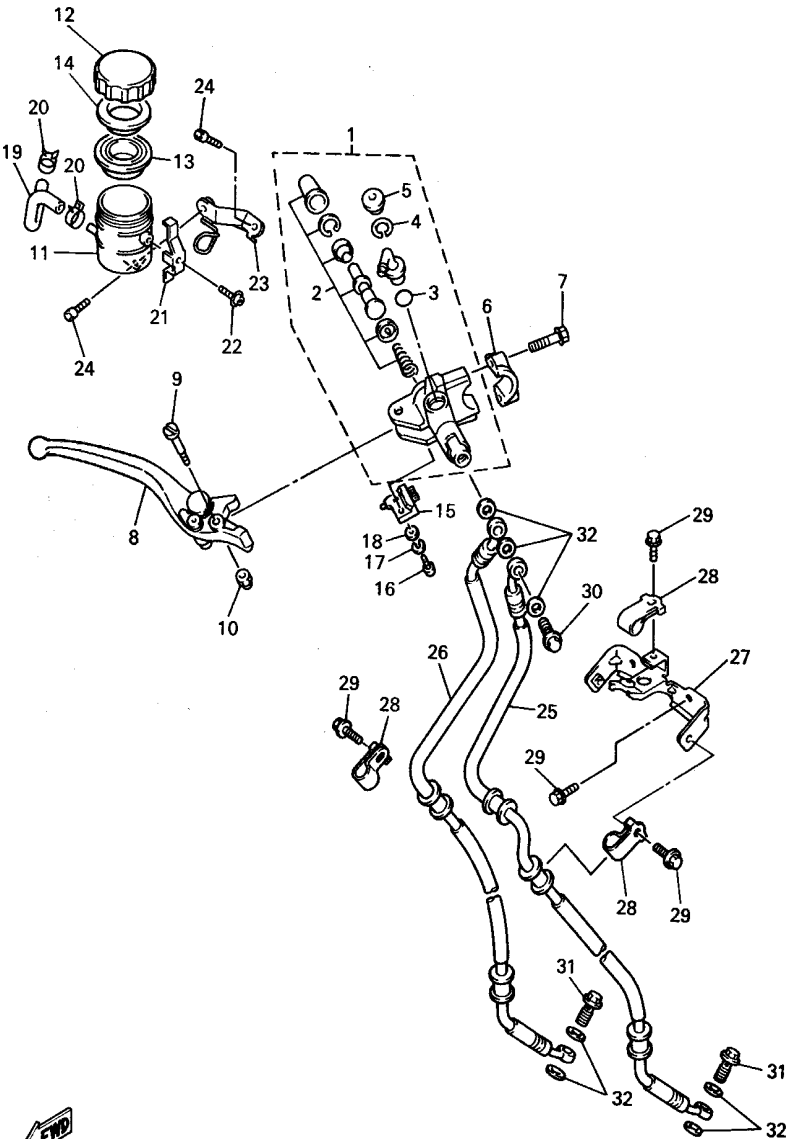
FIG. 34 FRONT MASTER CYLINDER



REF. NO.	PART NO.	DESCRIPTION	QTY	REMARKS
1	4SV-W2587-00	MASTER CYLINDER SUB ASSY	1	
2	4SV-W0041-00	•CYLINDER KIT, MASTER	1	
3	93210-15620	•O-RING	1	
4	2VN-25866-00	•CIRCLIP	1	
5	3FV-2589A-00	•COVER, DUST	1	
6	56A-25867-00	BRACKET, MASTER CYLINDER	1	
7	90105-060A0	BOLT, WASHER BASED	2	
8	4SV-83922-00	LEVER 2	1	
9	3FV-2589F-00	BOLT, LEVER	1	
10	95617-06100	NUT, U	1	
11	3FV-25894-00	TANK, RESERVOIR	1	
12	3GM-25852-50	CAP, RESERVOIR	1	
13	3FV-25854-00	DIAPHRAGM, RESERVOIR	1	
14	2J2-25855-50	BUSH, DIAPHRAGM	1	
15	3FV-83980-00	FRONT STOP SWITCH ASSY	1	
16	98517-04012	SCREW, PAN HEAD	1	
17	92990-04100	WASHER, SPRING	1	
18	92901-04600	WASHER, PLATE	1	
19	3GM-2585F-00	HOSE	1	
20	3PA-24356-00	CLIP, PIPE 1	2	
21	3FV-2589G-00	HOLDER	1	
22	3GM-2589H-00	SCREW	1	
23	4FM-26292-00	STAY	1	
24	91317-06012	BOLT, SOCKET HEAD	2	
25	4SV-25872-00	HOSE, BRAKE 1	1	
26	4SV-25873-00	HOSE, BRAKE 2	1	
27	4SV-23377-00	BRACKET, HORN	1	
28	90461-10132	CLAMP	3	



FIG. 34 FRONT MASTER CYLINDER



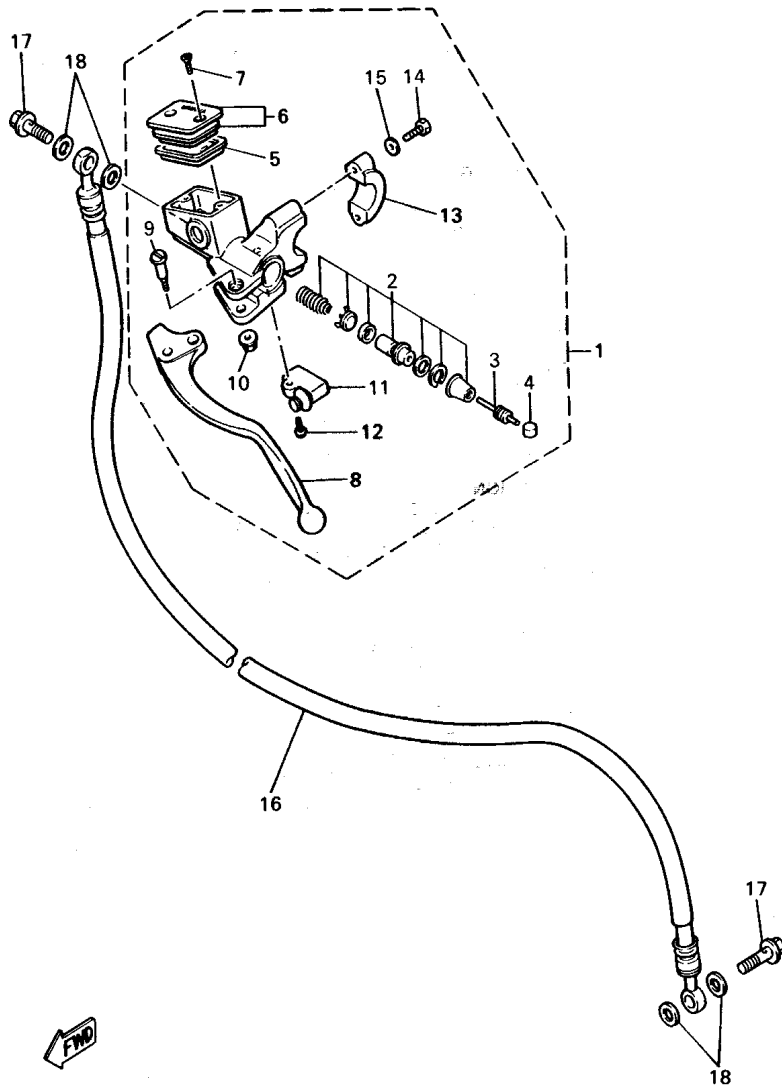
REF. NO.	PART NO.	DESCRIPTION	QTY	REMARKS
29	95817-06012	BOLT, FLANGE	5	
30	90401-10160	BOLT, UNION	1	
31	90401-10159	BOLT, UNION	2	
32	90201-10118	WASHER, PLATE	7	

FWD

4SV300-6340

E9

FIG. 35 FRONT MASTER CYLINDER 2

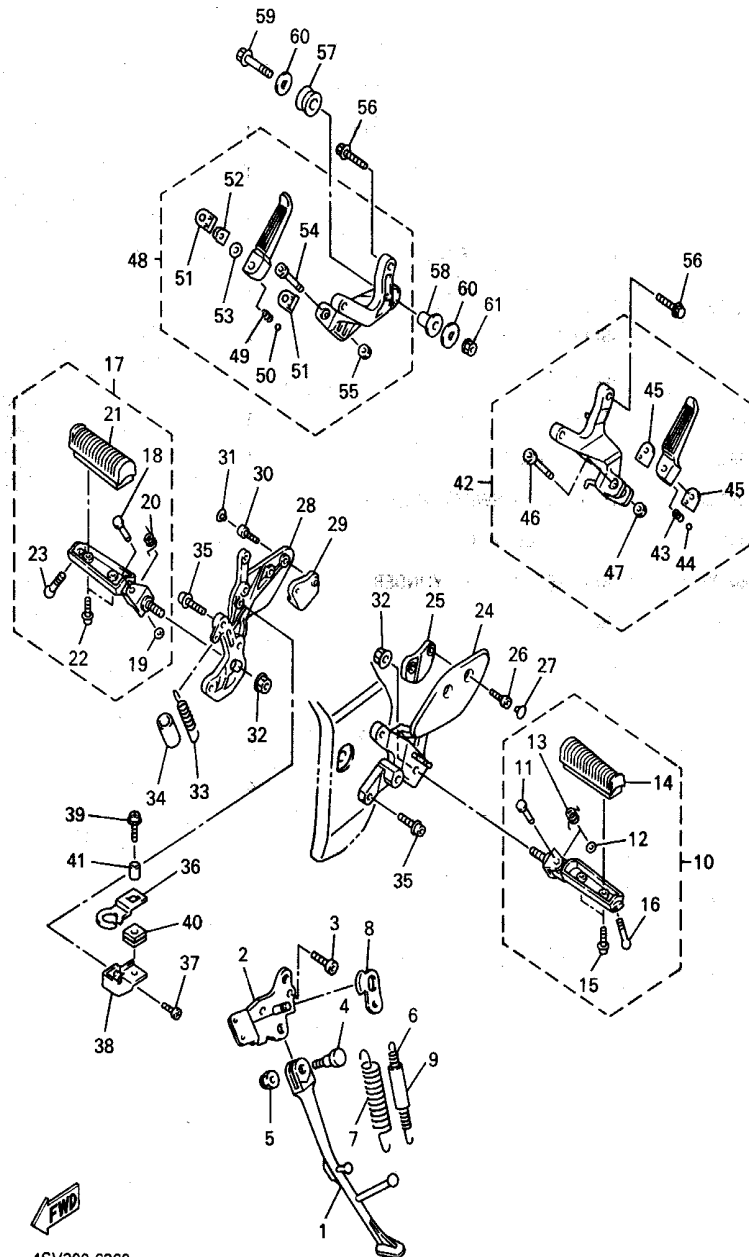


REF. NO.	PART NO.	DESCRIPTION	QTY	REMARKS
1	3GM-26450-A1	MASTER CYLINDER ASSY (CLUTCH)	1	
2	3GM-W0099-00	•CYLINDER KIT, MASTER (CLUTCH)	1	
3	3GM-26464-00	•ROD, PUSH	1	
4	3GM-26455-00	•BUSH	1	
5	55U-25854-00	•DIAPHRAGM, RESERVOIR	1	
6	3GM-W2585-20	•RESERVOIR CAP SET	1	
7	98707-04012	•SCREW, FLAT HEAD	2	
8	3GM-83912-11	•LEVER 1	1	
9	90149-06287	•SCREW	1	
10	95706-06500	•NUT, FLANGE	1	
11	3GM-83980-00	•FRONT STOP SWITCH ASSY	1	
12	98706-04016	•SCREW, FLAT HEAD	1	
13	56A-25867-00	•BRACKET, MASTER CYLINDER	1	
14	97017-06025	•BOLT	2	
15	92906-06600	•WASHER, PLATE	2	
16	3GM-26470-A0	HOSE, CLUTCH	1	
17	90401-10159	BOLT, UNION	2	
18	90201-10118	WASHER, PLATE	4	



3LE332-4360

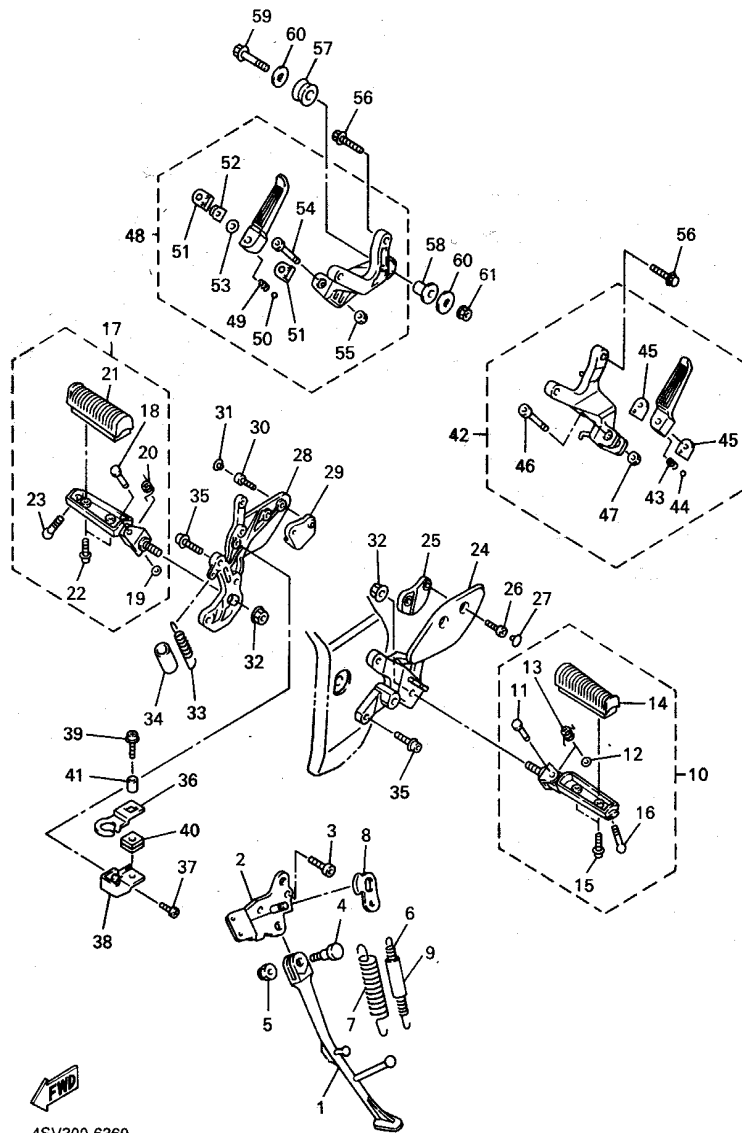
FIG. 36 STAND • FOOTREST



4SV300-6360

REF. NO.	PART NO.	DESCRIPTION	QTY	REMARKS
1	4FM-27311-00	STAND, SIDE	1	
2	4FM-27321-00	BRACKET, SIDE STAND	1	
3	90110-08155	BOLT, HEXAGON SOCKET HEAD	2	
4	90109-104E6	BOLT	1	
5	90185-10037	NUT, SELF-LOCKING	1	
6	90506-18224	SPRING, TENSION	1	
7	90506-26225	SPRING, TENSION	1	
8	4FM-27315-00	LINK, SIDE STAND	1	
9	1TX-27351-00	GUIDE, SIDE STAND	1	
10	4SV-27410-00	FRONT FOOTREST ASSY (LEFT)	1	
11	90243-08029	•PIN	1	
12	90201-06042	•WASHER, PLATE	1	
13	90508-20572	•SPRING, TORSION	1	
14	4BP-27413-00	•COVER, FOOTREST	1	
15	90157-05079	•SCREW, PAN HEAD	2	
16	90109-083E2	•BOLT	1	
17	4SV-27420-00	FRONT FOOTREST ASSY (RIGHT)	1	
18	90243-08029	•PIN	1	
19	90201-06042	•WASHER, PLATE	1	
20	90508-20572	•SPRING, TORSION	1	
21	4BP-27413-00	•COVER, FOOTREST	1	
22	90157-05079	•SCREW, PAN HEAD	2	
23	90109-083E2	•BOLT	1	
24	4SV-27442-00	BRACKET 2	1	
25	4SV-2622H-00	WEIGHT	1	
26	90110-06124	BOLT, HEXAGON SOCKET HEAD	2	
27	90338-06162	PLUG	2	
28	4SV-27443-00	BRACKET 3	1	

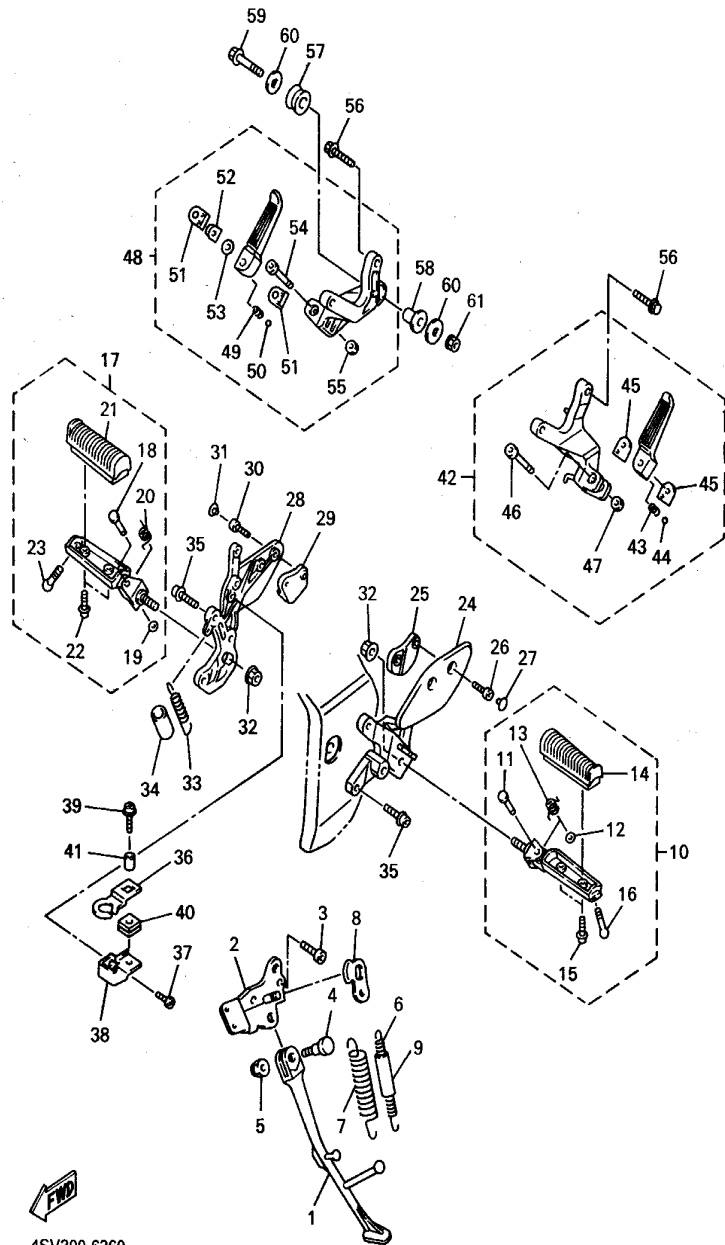
FIG. 36 STAND • FOOTREST



4SV300-6360

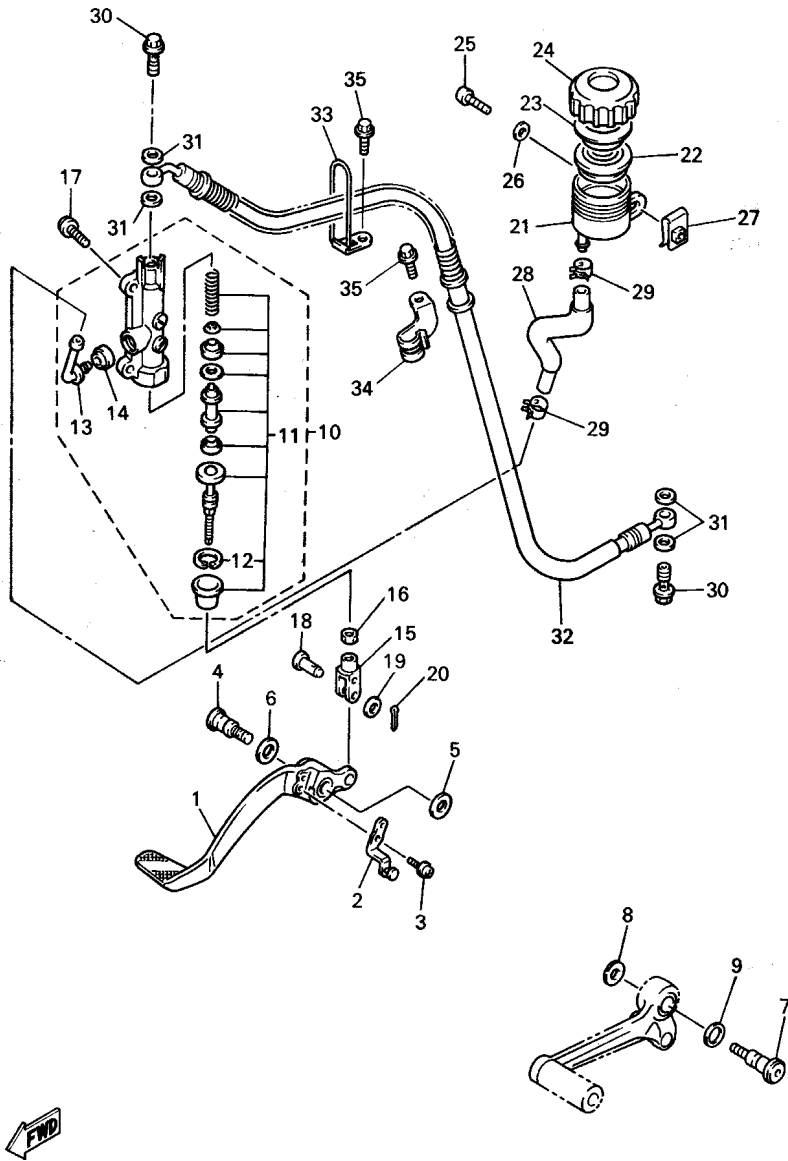
REF. NO.	PART NO.	DESCRIPTION	QTY	REMARKS
29	4SV-2622J-00	WEIGHT ASSY	1	
30	90110-06124	BOLT, HEXAGON SOCKET HEAD	2	
31	90338-06162	PLUG	2	
32	90179-10658	NUT	2	
33	90506-20377	SPRING, TENSION	1	
34	90446-17346	HOSE	1	
35	90110-08199	BOLT, HEXAGON SOCKET HEAD	4	
36	4SV-2144G-00	STAY, STOP SWITCH	1	
37	98507-06010	SCREW, PAN HEAD	1	
38	4SV-21441-00	BRACKET, STOP SWITCH	1	
39	90159-06150	SCREW, WITH WASHER	1	
40	90480-12607	GROMMET	1	
41	90387-06023	COLLAR	1	
42	4SV-27430-00	REAR FOOTREST ASSY 1	1	
43	90501-12743	•SPRING, COMPRESSION	1	
44	93501-04011	•BALL	1	
45	4BP-27437-00	•WASHER, SPECIAL	2	
46	90110-08244	•BOLT, HEXAGON SOCKET HEAD	1	
47	95680-08100	•NUT, U	1	
48	4SV-27440-00	REAR FOOTREST ASSY 2	1	
49	90501-12743	•SPRING, COMPRESSION	1	
50	93501-04011	•BALL	1	
51	4SV-27437-00	•WASHER, SPECIAL	2	
52	4SV-26247-00	•STOPPER	1	
53	92907-08200	•WASHER	1	
54	90110-08244	•BOLT, HEXAGON SOCKET HEAD	1	
55	95680-08100	•NUT, U	1	
56	95817-08030	BOLT, FLANGE	4	

FIG. 36 STAND • FOOTREST



REF. NO.	PART NO.	DESCRIPTION	QTY	REMARKS
57	4SV-27414-00	DAMPER, FOOTREST	1	
58	90387-10636	COLLAR	1	
59	95024-10045	BOLT, FLANGE	1	
60	90201-10669	WASHER, PLATE	2	
61	95614-10200	NUT, SELF-LOCKING	1	

FIG. 37 REAR MASTER CYLINDER

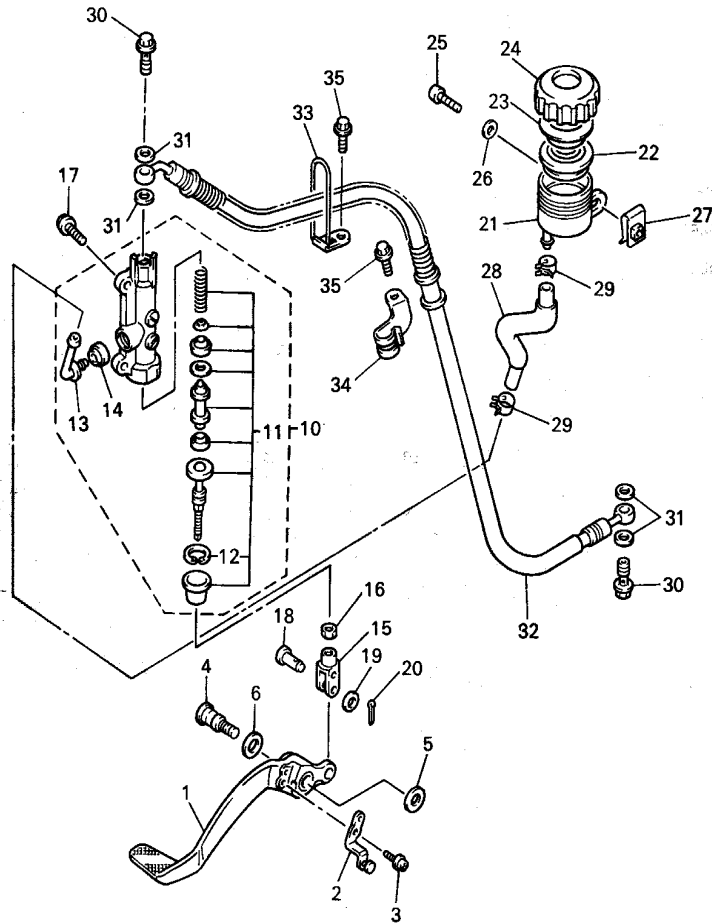


REF. NO.	PART NO.	DESCRIPTION	QTY	REMARKS
1	4FM-27211-21	PEDAL, BRAKE	1	
2	4FM-27254-00	HOOK	1	
3	90159-06045	SCREW, WITH WASHER	1	
4	4SV-27261-00	SHAFT	1	
5	90201-104R2	WASHER, PLATE	1	
6	90206-14086	WASHER, WAVE	1	
7	4BP-27434-01	BOLT	1	
8	90201-08326	WASHER, PLATE	1	
9	90201-127J6	WASHER, PLATE	1	
10	4BH-2583V-00	RR. MASTER CYLINDER ASSY.	1	
11	4BH-W0042-50	..CYLINDER KIT, MASTER	1	
12	3LN-2585G-00	..CIRCLIP	1	
13	4BP-2582A-00	..JOINT	1	
14	4BP-2585F-00	..BUSH	1	
15	4FM-27222-00	JOINT	1	
16	95317-08700	NUT	1	
17	92014-08020	BOLT, BUTTON HEAD	2	
18	90240-08124	PIN, CLEVIS	1	
19	90201-08083	WASHER, PLATE	1	
20	91401-20015	PIN, COTTER	1	
21	31A-25894-01	TANK, RESERVOIR	1	
22	360-25854-00	DIAPHRAGM, RESERVOIR	1	
23	2GU-25855-00	BUSH, DIAPHRAGM	1	
24	2KF-25852-50	CAP, RESERVOIR	1	
25	98517-06020	SCREW, PAN HEAD	1	
26	92907-06600	WASHER, PLATE	1	
27	90183-06023	NUT, SPRING	1	
28	4FM-25895-00	HOSE, RESERVOIR	1	



4SV300-6370

FIG. 37 REAR MASTER CYLINDER

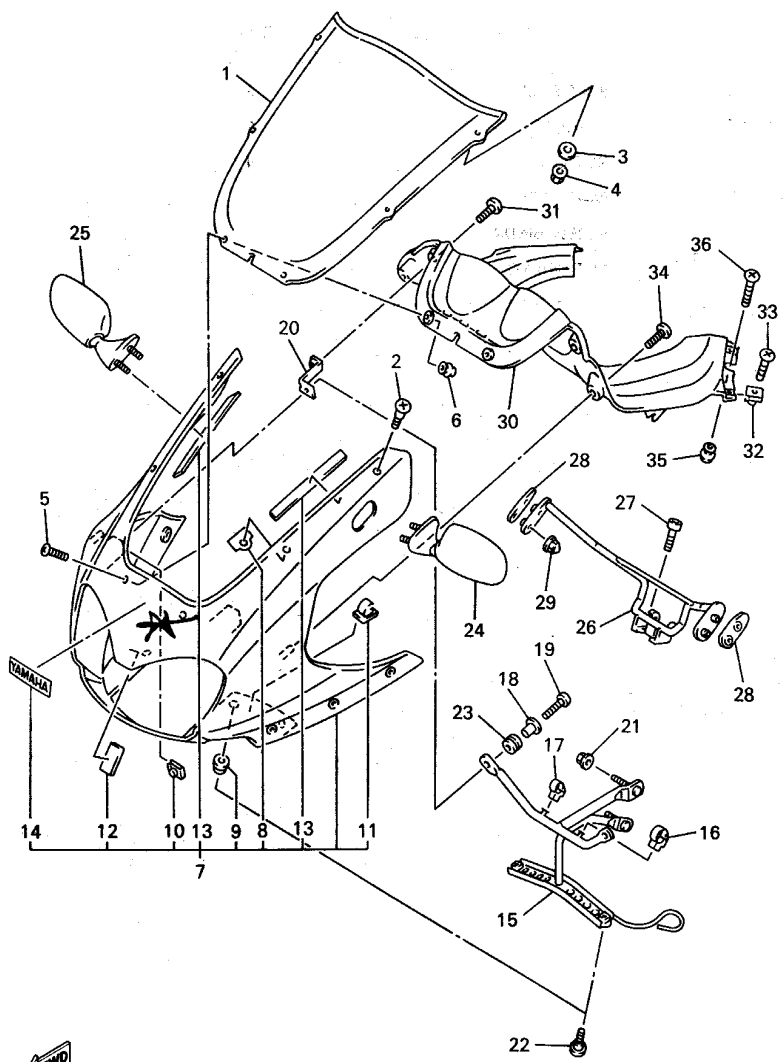


REF. NO.	PART NO.	DESCRIPTION	QTY	REMARKS
29	90467-14057	CLIP	2	
30	90401-10159	BOLT, UNION	2	
31	90201-10118	WASHER, PLATE	4	
32	4SV-25874-00	HOSE, BRAKE	1	
33	4BH-25886-00	HOLDER, BRAKE HOSE	1	
34	4FM-25876-00	HOLDER, BRAKE HOSE 2	1	
35	95027-06010	BOLT, FLANGE	2	



4SV300-6370

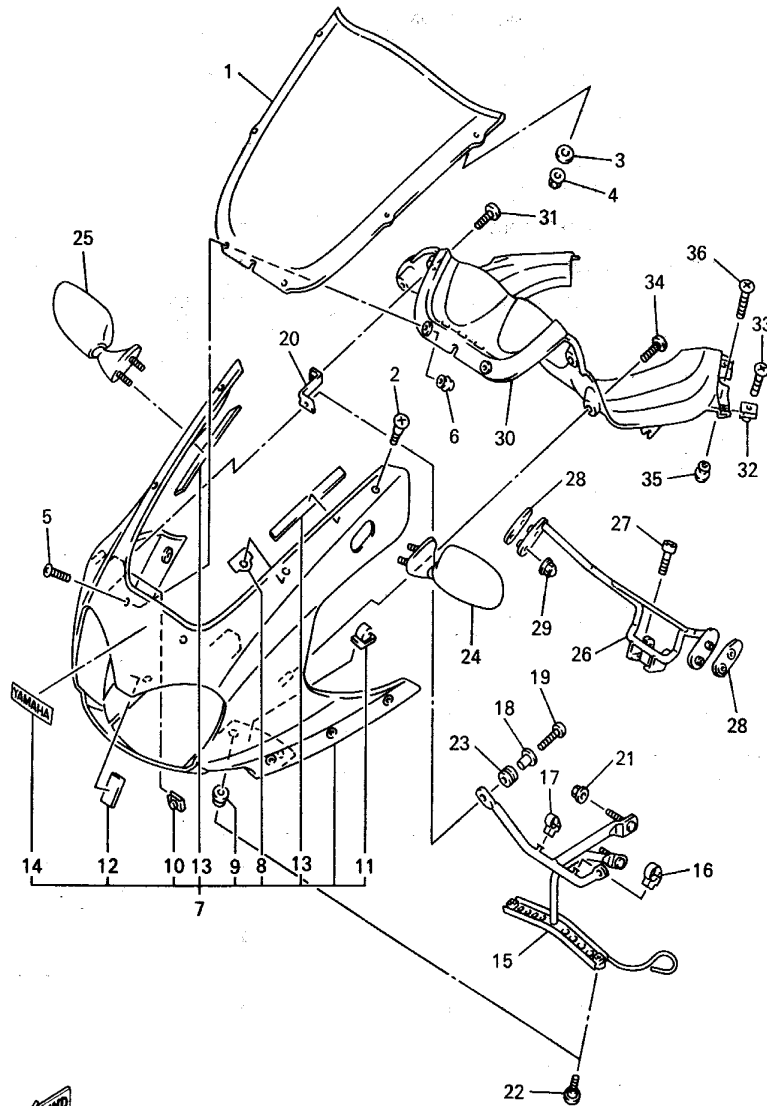
FIG. 38 COWLING 1



REF. NO.	PART NO.	DESCRIPTION	Q'TY	REMARKS
1	4SV-28381-00	WINDSHIELD	1	
2	90149-05273	SCREW	4	
3	4FM-28215-00	WASHER, SPECIAL	4	
4	95707-05500	NUT, FLANGE	4	
5	90150-05024	SCREW, ROUND HEAD	2	
6	90179-05523	NUT	2	
7	4SV-Y283G-00-0X	BODY, FRONT UPPER 1	1	UR VIVID RED
	4SV-Y283G-10-1X	BODY, FRONT UPPER 1	1	COCKTAIL 1/BLACK 2
				UR BLACK 2/STAR SILVER
8	4SV-2834V-00	PROTECTOR 1	4	
9	90480-13398	GROMMET	2	
10	90183-06023	NUT, SPRING	2	
11	90464-25160	CLAMP	2	
12	22F-24181-00	DAMPER, LOCATING 1	1	
13	4SV-28415-00	DAMPER 1	2	
14	99236-00100	EMBLEM, YAMAHA	1	UR FOR VRC1
	99234-00100	EMBLEM, YAMAHA	1	UR FOR BL2
15	4SV-28356-00	STAY 1	1	
16	90464-20191	CLAMP	1	
17	90464-10190	CLAMP	1	
18	90387-067N5	COLLAR	2	
19	98517-06020	SCREW, PAN HEAD	2	
20	4SV-28357-00	STAY 2	2	
21	95617-08200	NUT, SELF-LOCKING	2	
22	90150-06036	SCREW, ROUND HEAD	2	
23	90480-13398	GROMMET	2	
24	4SV-26280-00	REAR VIEW MIRROR ASSY(LEFT)	1	
25	4SV-26290-00	REAR VIEW MIRROR ASSY(RIGHT)	1	
26	4SV-2831W-00	STAY, MIRROR 1	1	

4SV300-6380

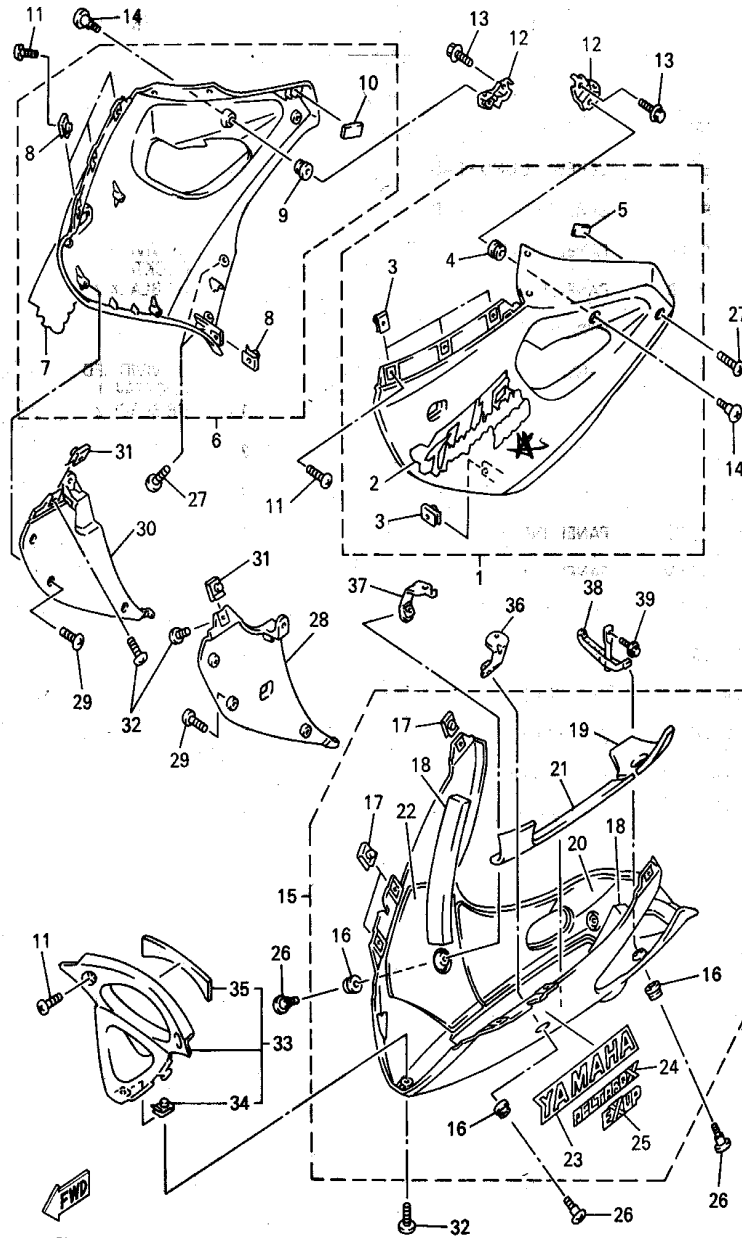
FIG. 38 COWLING 1



REF. NO.	PART NO.	DESCRIPTION	Q'TY	REMARKS
27	91317-06012	BOLT, SOCKET HEAD	2	
28	4SV-26298-00	PLATE, MIRROR FITTING 1	2	
29	90176-06055	NUT, CROWN	4	
30	4SV-2837L-00	PANEL, CONSOLE 1	1	
31	90154-05013	SCREW, BINDING	2	
32	90183-05024	NUT, SPRING	4	
33	90150-05039	SCREW, ROUND HEAD	4	
34	90167-05075	SCREW, TAPPING	2	
35	90179-05523	NUT	2	
36	98907-05016	SCREW, BIND	2	

4SV300-6380

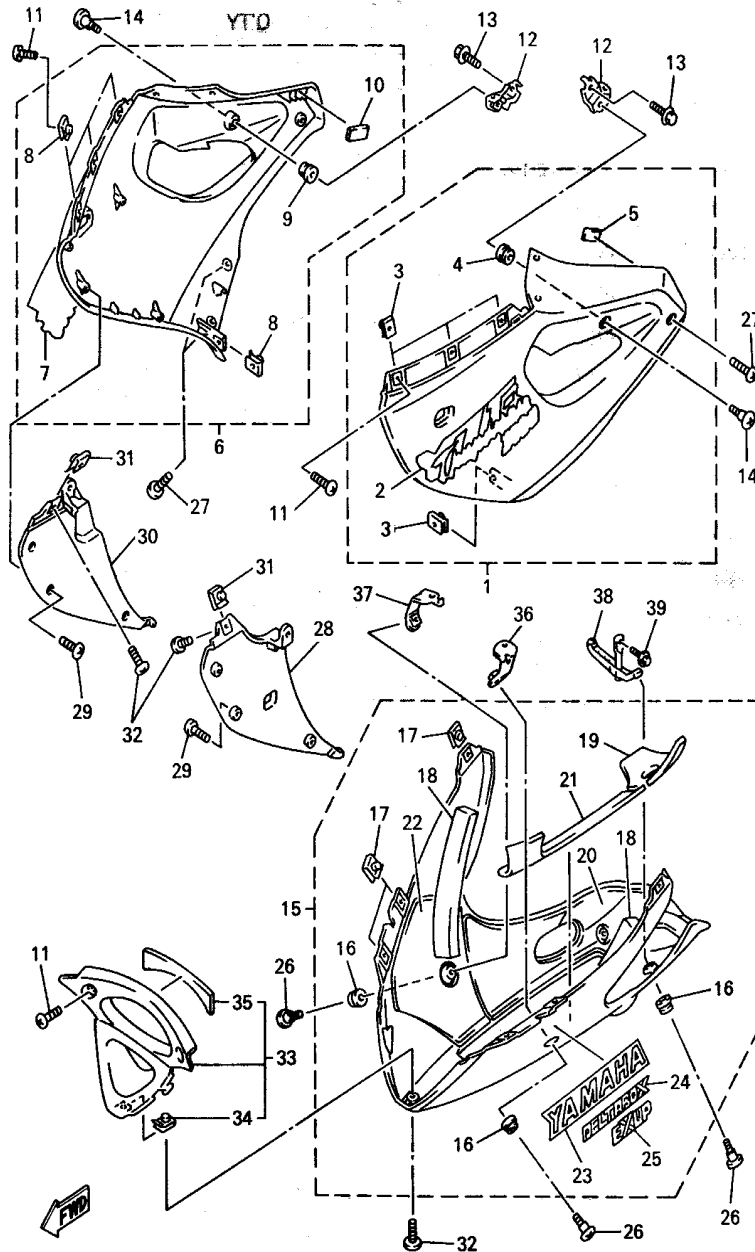
FIG. 39 COWLING 2



REF. NO.	PART NO.	DESCRIPTION	QTY	REMARKS
1	4SV-Y283U-00-P0	PANEL ASSEMBLY 1	1	UR VIVID RED COCKTAIL 1
	4SV-Y283U-10-4B	PANEL ASSEMBLY 1	1	UR BLACK 2
2	4VD-28391-00	.GRAPHIC 1	1	UR FOR VRC1
	4VD-28391-10	.GRAPHIC 1	1	UR FOR BL2
3	90183-05024	.NUT, SPRING	4	
4	90480-13398	.GROMMET	1	
5	4SV-28372-00	.DAMPER	1	
6	4SV-Y283V-00-P0	PANEL ASSEMBLY 2	1	UR VIVID RED COCKTAIL 1
	4SV-Y283V-10-4B	PANEL ASSEMBLY 2	1	UR BLACK 2
7	4VD-28392-00	.GRAPHIC 2	1	UR FOR VRC1
	4VD-28392-10	.GRAPHIC 2	1	UR FOR BL2
8	90183-05024	.NUT, SPRING	4	
9	90480-13398	.GROMMET	1	
10	4SV-28372-00	.DAMPER	1	
11	90150-05039	SCREW, ROUND HEAD	8	
12	4SV-2836A-00	BRACKET 1	2	
13	95817-06012	BOLT, FLANGE	2	
14	90150-06036	SCREW, ROUND HEAD	2	
15	4SV-Y2808-00-P0	COVER ASSY, UNDER	1	UR BLUISH WHITE COCKTAIL 1 FOR VRC1
	4SV-Y2808-00-6M	COVER ASSY, UNDER	1	UR STAR SILVER FOR BL2
16	90480-13398	.GROMMET	4	
17	90183-05024	.NUT, SPRING	6	
18	4SV-28371-00	.DAMPER	2	
19	4SV-2848K-00	.SEAT 2	1	
20	4SV-2848L-00	.SEAT 3	1	
21	4SV-2848M-00	.SEAT 4	1	
22	4SV-2848N-00	.SEAT 5	1	
23	99234-00280	.EMBLEM, YAMAHA	2	

4SV300-6390

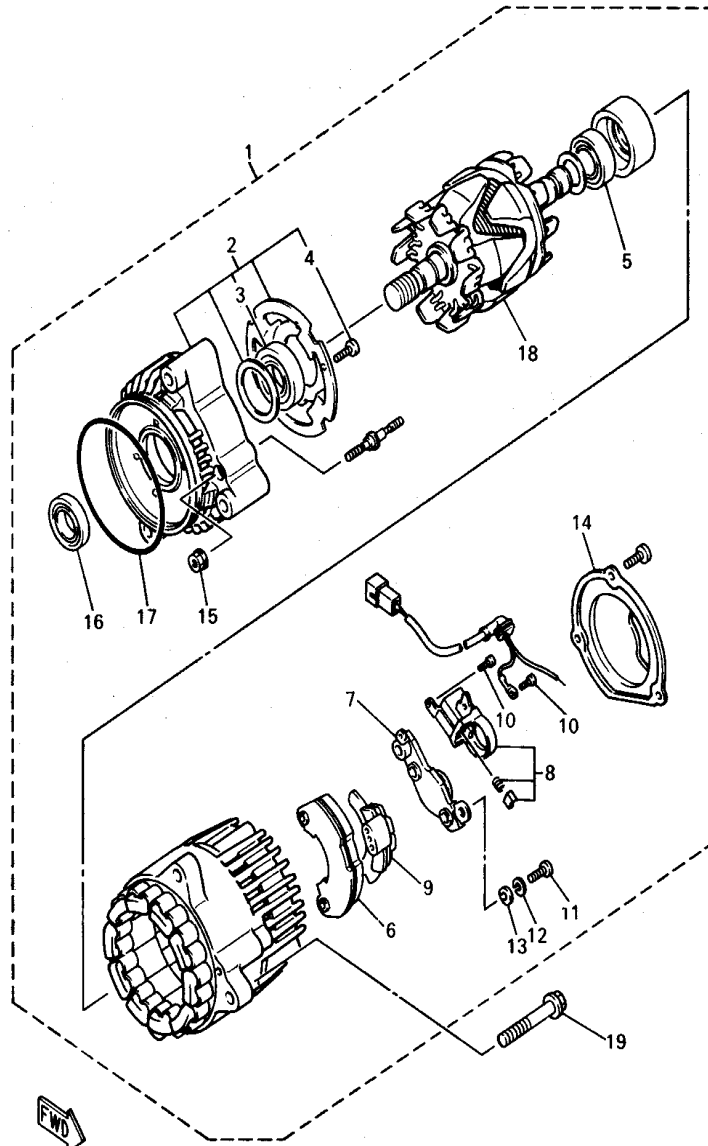
FIG. 39 COWLING 2



4SV300-6390

REF. NO.	PART NO.	DESCRIPTION	Q'TY	REMARKS
24	4SV-28328-00	•EMBLEM	2	
25	3LE-28338-20	•EMBLEM	2	
26	90150-06036	SCREW, ROUND HEAD	4	
27	90150-05039	SCREW, ROUND HEAD	6	
28	4SV-2836K-00-P0	PANEL, INNER 1	1	UR VIVID RED
	4SV-2836K-00-4B	PANEL, INNER 1	1	COCKTAIL 1 UR BLACK 2
29	97704-40012	SCREW, TAPPING	8	
30	4SV-2836L-00-P0	PANEL, INNER 2	1	UR VIVID RED
	4SV-2836L-00-4B	PANEL, INNER 2	1	COCKTAIL 1 UR BLACK 2
31	90183-05024	NUT, SPRING	2	
32	90150-05039	SCREW, ROUND HEAD	3	
33	4SV-Y283S-00-P0	PANEL, INNER 3	1	UR BLUISH WHITE
	4SV-Y283S-00-6M	PANEL, INNER 3	1	COCKTAIL 1 FOR VRC1 UR STAR SILVER FOR BL2
34	90183-05024	•NUT, SPRING	1	
35	4SV-2848H-00	•SEAT	1	
36	4SV-2836F-00	BRACKET 3	1	
37	4SV-2836G-00	BRACKET 4	1	
38	4FM-2831T-00	STAY, SUPPORT 1	1	
39	90119-06018	BOLT, WITH WASHER	1	

FIG. 40 GENERATOR

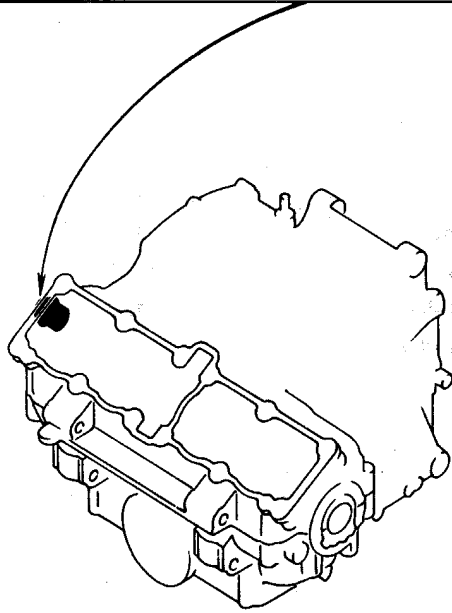
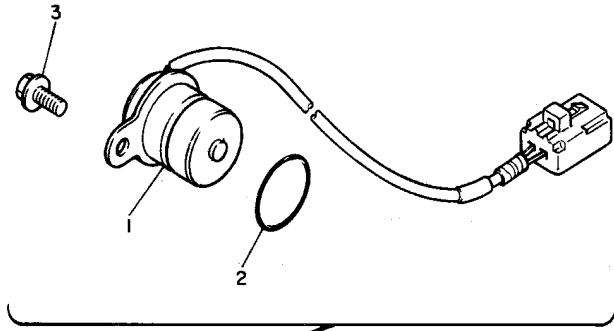


REF. NO.	PART NO.	DESCRIPTION	QTY	REMARKS
1	4SV-81600-00	A.C. GENERATOR ASSY	1	
2	4BH-81634-00	•STATOR ASSY	1	
3	4BH-81643-00	•BEARING	1	
4	4BH-81645-00	•SCREW	4	
5	4BH-81643-10	•BEARING	1	
6	4BH-81970-00	•RECTIFIER ASSY	1	
7	36Y-81910-50	•VOLTAGE REGULATOR ASSY	1	
8	3FV-81619-00	•BRUSH HOLDER ASSY	1	
9	4BH-81972-00	•COVER, RECTIFIER	1	
10	3FV-81645-00	•SCREW	2	
11	98507-05018	•SCREW, PAN HEAD	3	
12	92990-05100	•WASHER, SPRING	3	
13	92990-05600	•WASHER, PLATE	3	
14	4BH-81604-00	•COVER ASSY	1	
15	95707-05500	•NUT, FLANGE	2	
16	36Y-81638-50	•OIL SEAL	1	
17	2KT-81642-50	•O-RING	1	
18	4BH-81660-00	•ROTOR ASSY	1	
19	95817-08065	BOLT, FLANGE	3	

48H332-3430

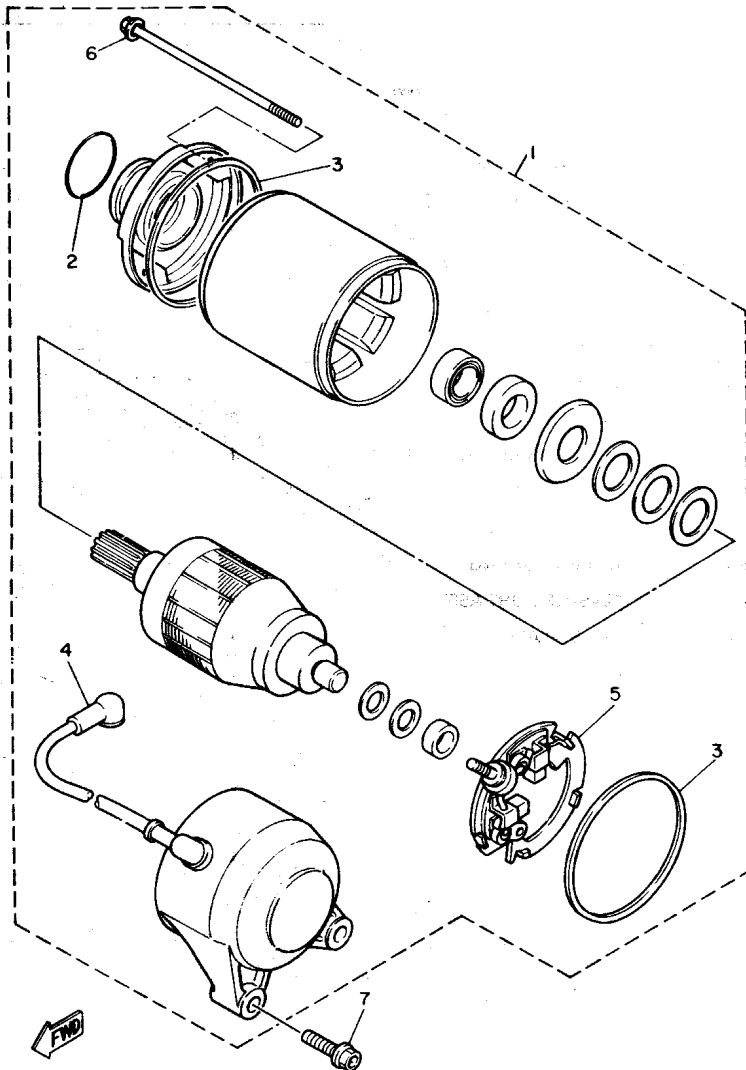
FIG. 41 PICK UP COIL • GOVERNOR

REF. NO.	PART NO.	DESCRIPTION	Q'TY	REMARKS
1	3GM-81670-00	PICK-UP ASSY	1	
2	93210-19216	O-RING	1	
3	95027-06012	BOLT, FLANGE	1	



2GH300-7400

FIG. 42 STARTING MOTOR

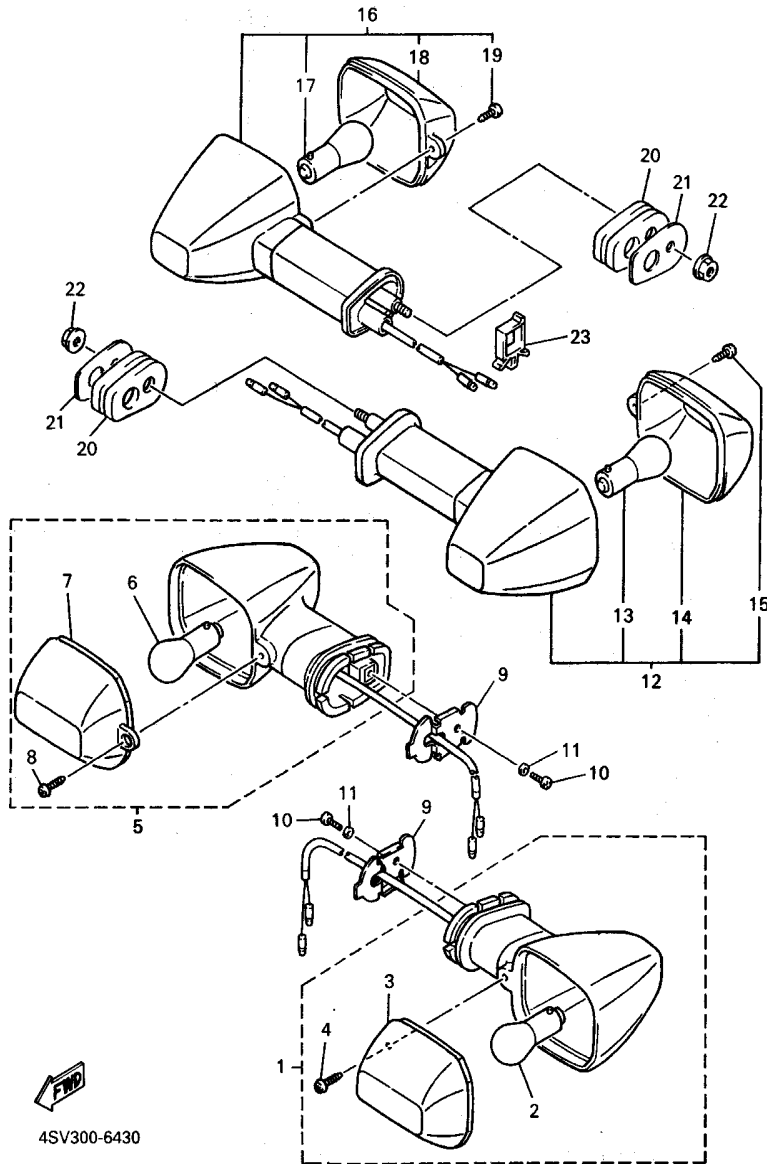


3KS351-9420

REF. NO.	PART NO.	DESCRIPTION	QTY	REMARKS
1	3XF-81800-00	STARTING MOTOR ASSY	1	
2	26H-81847-00	•O-RING	1	
3	11H-81844-00	•GASKET	2	
4	2KT-81815-00	•CORD, STARTER MOTOR	1	
5	3KS-81840-00	•BRUSH HOLDER ASSY	1	
6	3HE-81826-00	•BOLT	2	
7	95817-06025	BOLT, FLANGE	2	

F8

FIG. 43 FLASHER LIGHT

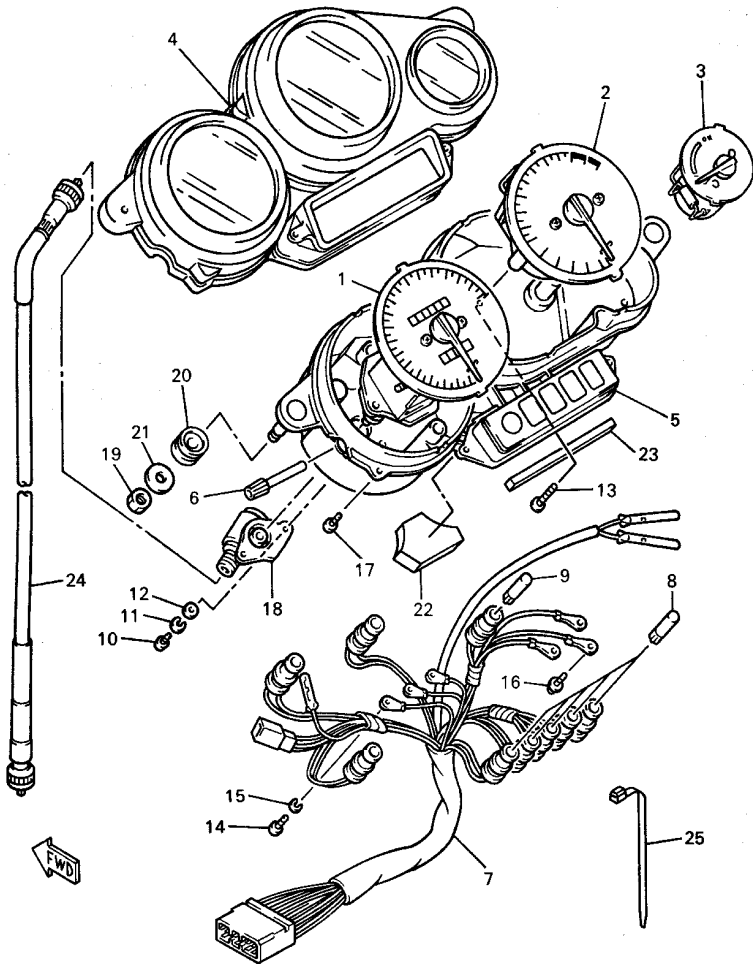


4SV300-6430

REF. NO.	PART NO.	DESCRIPTION	QTY	REMARKS
1	4JH-83310-01	FRONT FLASHER LIGHT ASSY 1	1	
2	306-83311-40	•BULB, FLASHER (12V-21W)	1	
3	4JH-83332-00	•LENS, FLASHER	1	
4	97702-40610	•SCREW, TAPPING	1	
5	4JH-83320-01	FRONT FLASHER LIGHT ASSY 2	1	
6	306-83311-40	•BULB, FLASHER (12V-21W)	1	
7	4JH-83342-00	•LENS, FLASHER 2	1	
8	97702-40610	•SCREW, TAPPING	1	
9	4JH-83318-10	STAY, FLASHER 1	2	
10	98507-04008	SCREW, PAN HEAD	2	
11	92907-04600	WASHER	2	
12	4JH-83330-00	REAR FLASHER LIGHT ASSY 1	1	
13	306-83311-40	•BULB, FLASHER (12V-21W)	1	
14	4JH-83332-00	•LENS, FLASHER	1	
15	97702-40610	•SCREW, TAPPING	1	
16	4JH-83340-00	FLASHER LIGHT ASSY 2	1	
17	306-83311-40	•BULB, FLASHER (12V-21W)	1	
18	4JH-83342-00	•LENS, FLASHER 2	1	
19	97702-40610	•SCREW, TAPPING	1	
20	4FM-83345-00	PLUG, BLIND	2	
21	4FM-83369-00	STAY, FLASHER 2	2	
22	95707-06500	NUT, FLANGE	2	
23	90464-16025	CLAMP	1	

F9

FIG. 44 METER

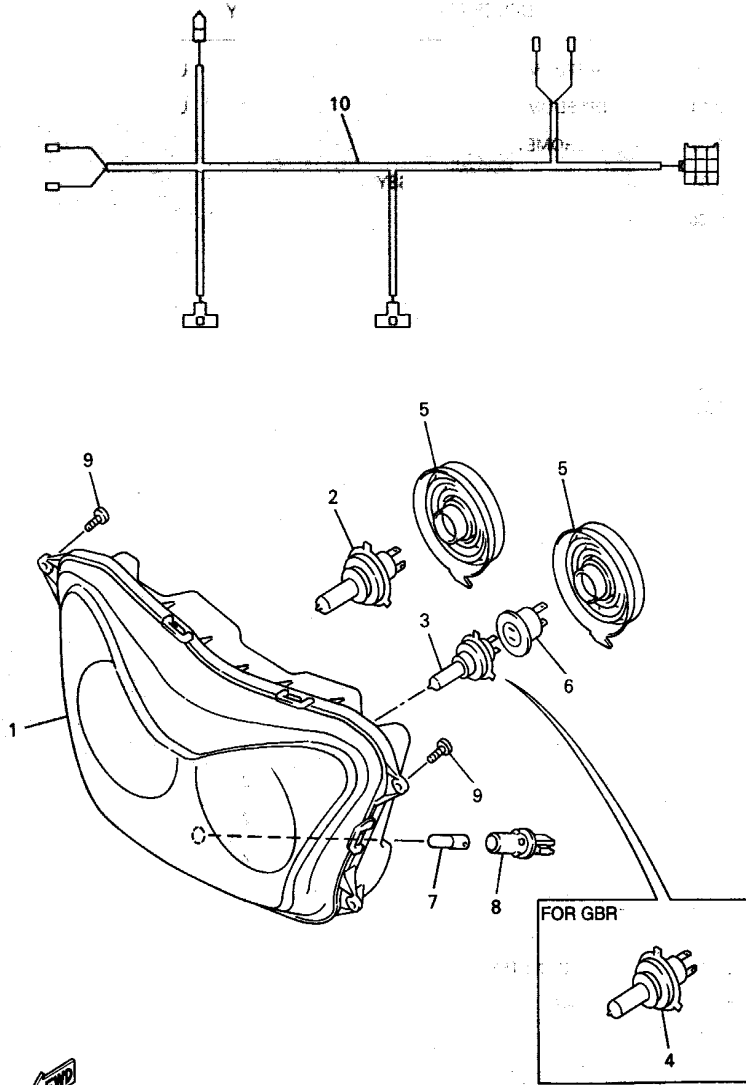


4SV300-6440

REF. NO.	PART NO.	DESCRIPTION	QTY	REMARKS
1	4SV-83570-00	SPEEDOMETER ASSY	1	UR
	4SV-83570-10	SPEEDOMETER ASSY	1	UR FOR GBR
2	4SV-83540-00	TACHOMETER ASSY	1	
3	4SV-83590-00	WATER TEMPERATURE ASSY	1	
4	4FM-83559-00	COVER, METER	1	
5	4FM-8353H-40	CASE, UNDER	1	
6	4SV-83578-00	KNOB, TRIP METER	1	
7	4FM-83509-80	SOCKET CORD ASSY	1	
8	4G1-84744-00	BULB (12V-3.4W)	5	
9	3FV-83517-00	BULB (12V-1.7W)	4	
10	98507-04010	SCREW, PAN HEAD	4	
11	92907-04100	WASHER, SPRING	4	
12	92907-04600	WASHER	4	
13	4NX-83546-00	BOLT	2	
14	98507-03010	SCREW, PAN HEAD	3	
15	92990-03100	WASHER, SPRING	3	
16	90159-03102	SCREW, WITH WASHER	3	
17	90164-04006	SCREW, TAPPING	5	
18	4FM-83520-00	SOCKET CORD ASSY	1	
19	95317-06600	NUT	2	
20	4SV-83513-00	DAMPER	2	
21	90201-065F3	WASHER, PLATE	2	
22	4SV-83523-00	DAMPER	1	
23	4SV-83526-00	DAMPER 2	1	
24	4FM-83550-02	SPEEDOMETER CABLE ASSY	1	
25	90464-13073	CLAMP	1	

F10

FIG. 45 HEADLIGHT

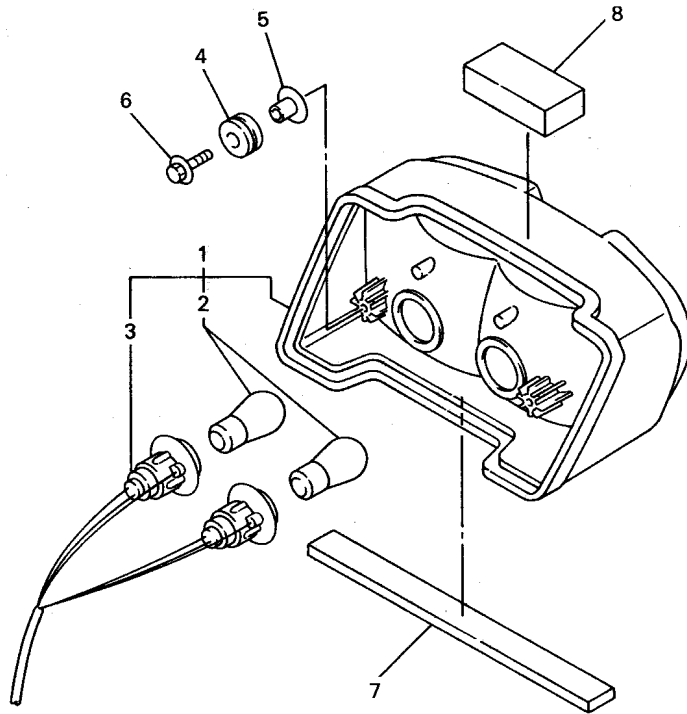


REF. NO.	PART NO.	DESCRIPTION	QTY	REMARKS
1	4SV-84310-00	HEADLIGHT UNIT ASSY	1	UR
	4SV-84310-10	HEADLIGHT UNIT ASSY	1	UR FOR GBR
2	2F9-84314-00	BULB (12V-60/55W)	1	(H4)HALOGEN
3	4SV-84314-00	BULB, HEADLIGHT	1	
4	4SV-84314-10	BULB, HEADLIGHT	2	FOR GBR
5	4SV-84397-00	COVER, SOCKET	2	
6	4SV-84350-00	SOCKET CORD ASSY 2	1	
7	4SV-84347-00	BULB (12V-5W)	1	
8	4SV-84340-00	SOCKET CORD ASSY 1	1	
9	97707-60014	SCREW, TAPPING	4	
	4SV-84359-00	CORD, HEADLIGHT	1	UR
	4SV-84359-10	CORD, HEADLIGHT	1	UR FOR GBR

4SV300-6450

F11

FIG. 46 TAILLIGHT

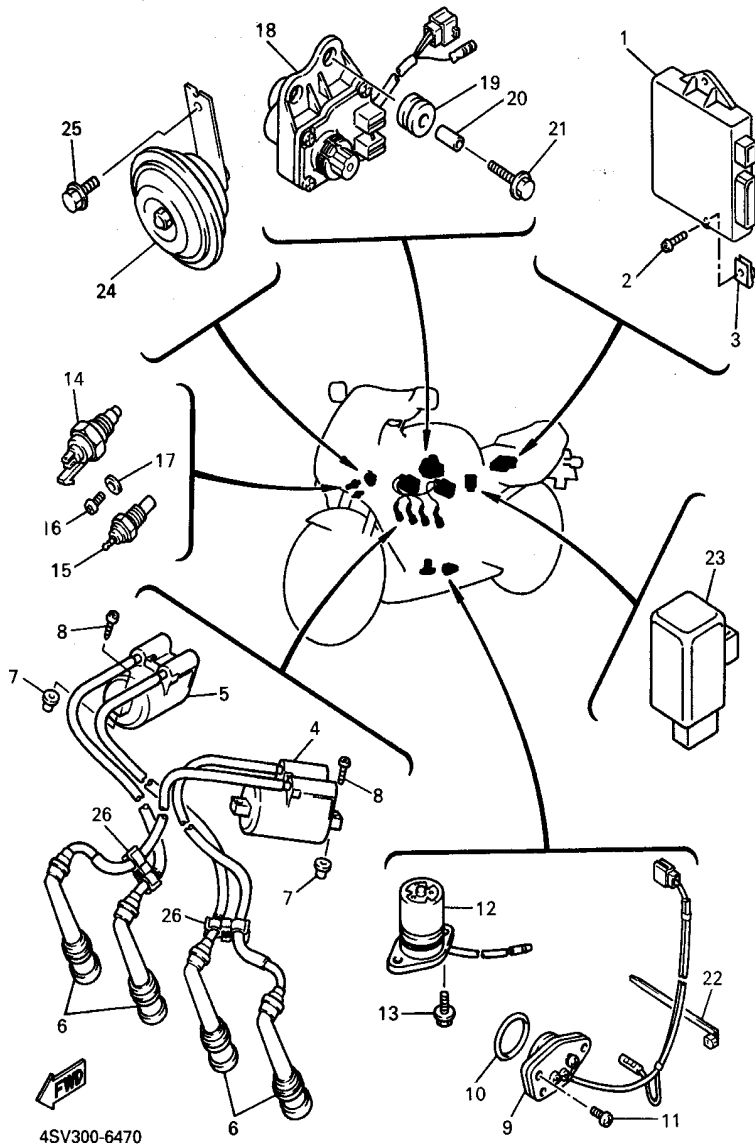


REF. NO.	PART NO.	DESCRIPTION	QTY	REMARKS
1	4SV-84710-00	TAILLIGHT UNIT ASSY	1	
2	1A2-84714-41	BULB (12V-21/5W)	2	
3	4G0-84735-00	CORD ASSY	1	
4	90480-18276	GROMMET	2	
5	90387-077M3	COLLAR	2	
6	90119-06118	BOLT, WITH WASHER	2	
7	1NL-28378-00	PAD	1	
8	56J-2472F-00	SUPPORT, TAIL COVER	1	



4SV300-6460

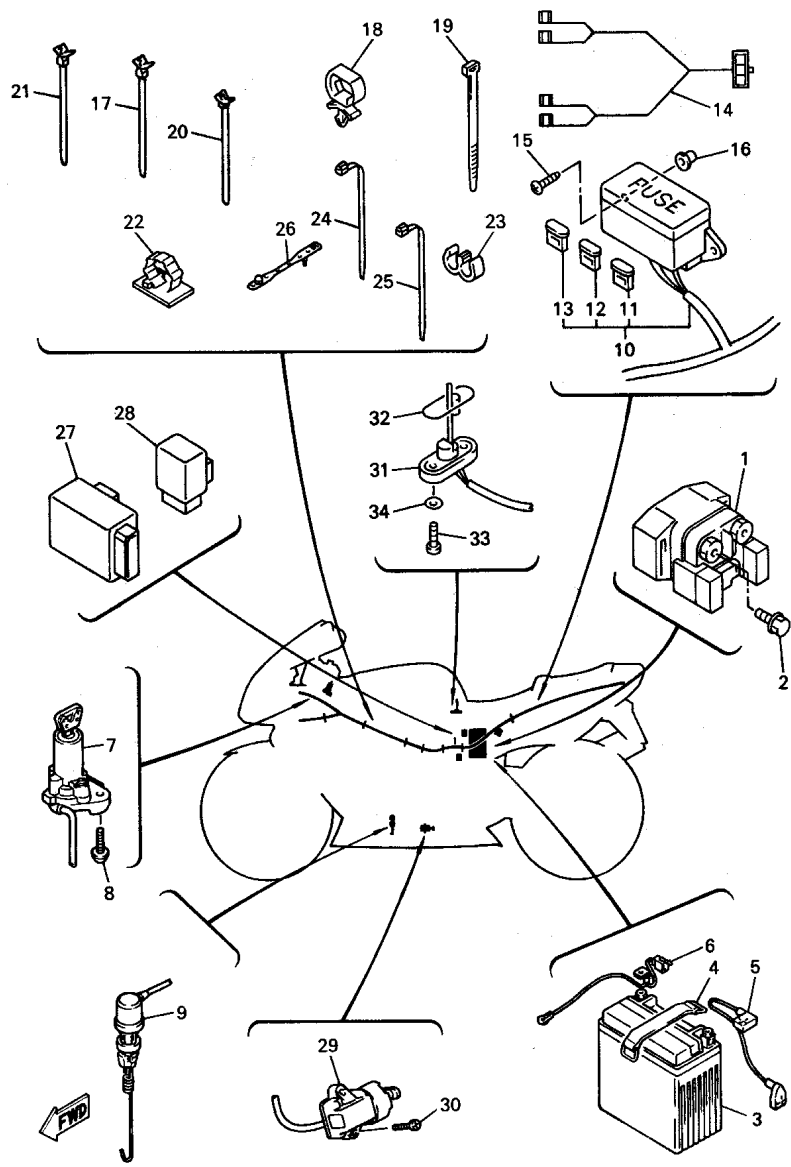
FIG. 47 ELECTRICAL 1



REF. NO.	PART NO.	DESCRIPTION	QTY	REMARKS
1	4SV-82305-00	IGNITOR UNIT ASSY	1	UR
	4VD-82305-00	IGNITOR UNIT ASSY	1	UR FOR FIN/SWE
	4VF-82305-00	IGNITER UNIT ASSY	1	UR FOR CHE/AUT
2	92017-06020	SCREW	1	
3	90183-06023	NUT, SPRING	1	
4	4FM-82310-00	IGNITION COIL ASSY	1	
5	4FM-82320-00	IGNITION COIL ASSY	1	
6	4SV-82370-00	PLUG CAP ASSY	4	
7	90338-08226	PLUG	4	
8	97707-60525	SCREW, TAPPING	4	
9	4FM-82540-00	NEUTRAL SWITCH ASSY	1	
10	93210-29196	O-RING	1	
11	98507-06016	SCREW, PAN HEAD	2	
12	3GM-85720-00	OIL LEVEL GAUGE ASSY	1	
13	95027-06014	BOLT, FLANGE	2	
14	3LN-82560-01	THERMO SWITCH ASSY	1	
15	11H-83591-00	THERMO UNIT	1	
16	98507-06010	SCREW, PAN HEAD	1	
17	92907-06600	WASHER, PLATE	1	
18	4FM-85820-00	SERVO MOTOR ASSY	1	
19	90480-14412	GROMMET	2	
20	90387-0609L	COLLAR	2	
21	95817-06030	BOLT, FLANGE	2	
22	90464-13073	CLAMP	1	
23	3GM-83350-01	FLASHER RELAY ASSY	1	
24	3TB-83371-01	HORN	1	
25	95817-06010	BOLT, FLANGE	1	
26	90464-10186	CLAMP	2	

4SV300-6470

FIG. 48 ELECTRICAL 2

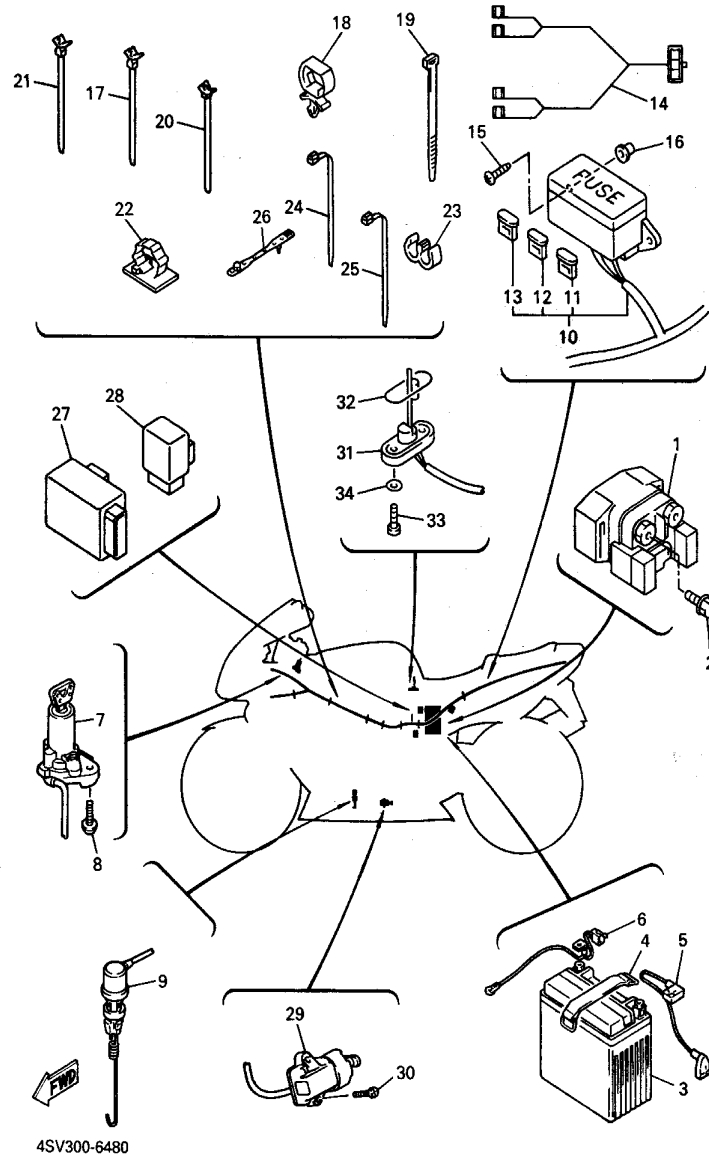


4SV300-6480



REF. NO.	PART NO.	DESCRIPTION	QTY	REMARKS
1	4SV-81940-00	STARTER RELAY ASSY	1	
2	95027-06008	BOLT, FLANGE	2	
3	3XW-82100-00	BATTERY ASSY (YTX14-BS)	1	
4	7H3-82131-00	BAND, BATTERY	1	
5	4NK-82115-00	WIRE, PLUS LEAD	1	
6	4JH-82116-00	WIRE, MINUS LEAD	1	
7	4JH-82501-03	MAIN SWITCH STEERING LOCK	1	
8	90109-080G5	BOLT	2	
9	1KT-82530-03	STOP SWITCH ASSY	1	
10	4SV-82590-00	WIRE HARNESS ASSY	1	
11	2GH-82151-00	•FUSE (20A-BL)	2	
12	2KW-82151-00	•FUSE (7.5A-BL)	3	
13	36Y-82151-00	•FUSE (15A-BL)	3	
14	4SV-82509-00	WIRE, SUB LEAD	1	
15	97707-60016	SCREW, TAPPING	2	
16	90338-08226	PLUG	2	
17	90464-10112	CLAMP	1	
18	90464-20237	CLAMP	2	
19	90464-13080	CLAMP	3	
20	90464-12089	CLAMP	1	
21	90464-10112	CLAMP	2	
22	90464-20136	CLAMP	2	
23	90464-60067	CLAMP	1	
24	90464-15195	CLAMP	1	
25	90464-15195	CLAMP	1	
26	90464-07121	CLAMP	1	
27	4SV-81950-00	RELAY ASSY	1	
28	3GM-81950-00	RELAY ASSY	1	

FIG. 48 ELECTRICAL 2



REF. NO.	PART NO.	DESCRIPTION	QTY	REMARKS
29	3LD-82566-80	SWITCH, SIDE STAND	1	
30	90157-05079	SCREW, PAN HEAD	2	
31	3GM-85752-01	SENDER UNIT ASSY, FUEL METER	1	
32	42X-85753-00	GASKET, SENDER UNIT	1	
33	90149-06008	SCREW	2	
34	90202-05187	WASHER, PLATE	2	

INDEX

NUMERICAL INDEX

PART NO.	GRID NO.	PART NO.	GRID NO.
4SV-W0041-00	E - 8	4FM-1133F-00	C - 5
4BH-W0042-50	E-14	4SV-11351-00	B - 3
4SV-W0045-00	E - 3	4SV-11411-00	B - 4
4SV-W0045-50	E - 6	3GM-11416-00	B - 4
3GM-W0047-10	E - 3	3GM-11416-10	B - 4
3MA-W0047-10	E - 3	3GM-11416-20	B - 4
31A-W0047-00	E - 6	3GM-11416-30	B - 4
1J3-W0048-00	E - 3	3GM-11416-40	B - 4
	E - 6	4SV-11416-00	B - 4
36Y-W0048-00	C-11	4SV-11416-10	B - 4
31A-W0057-00	E - 6	4SV-11416-20	B - 4
4SV-W0057-00	E - 3	4SV-11416-30	B - 4
4SV-W0057-10	E - 3	4SV-11416-40	B - 4
26H-W0098-00	C-11	4SV-11456-00	C-10
3GM-W0099-00	E-10	4SV-11474-00	C-10
3LE-W1741-00	C-12	4SV-11498-00	B - 7
4SV-W1742-00	C-12	3GM-11610-00	B - 4
3CK-W2470-00	D-15	3GM-11610-20	B - 4
3GM-W2585-20	E-10	4SV-11631-00	B - 4
4SV-W2587-00	E - 8	4SV-11633-00	B - 4
4SV-Y2171-00-P0	D - 6	4SV-11636-00	B - 4
4SV-Y2171-20-6M	D - 6	3GM-11650-10	B - 4
4SV-Y2172-00-P0	D - 6	12R-11654-00	B - 4
4SV-Y2172-10-6M	D - 6	3GM-11656-00	B - 4
4SV-Y2808-00-P0	F - 4	3GM-11656-10	B - 4
4SV-Y2808-00-6M	F - 4	3GM-11656-20	B - 4
4SV-Y283G-00-0X	F - 2	3GM-11656-30	B - 4
4SV-Y283G-10-1X	F - 2	3GM-12111-00	B - 5
4SV-Y283S-00-P0	F - 5	3GM-12112-00	B - 5
4SV-Y283S-00-6M	F - 5	3GM-12113-00	B - 5
4SV-Y283U-00-P0	F - 4	3GM-12114-00	B - 5
4SV-Y283U-10-4B	F - 4	3GM-12116-00	B - 5
4SV-Y283V-00-P0	F - 4	1WG-12117-00	B - 5
4SV-Y283V-10-4B	F - 4	3GM-12117-00	B - 5
4SV-11102-00	B - 2	1WG-12118-00	B - 5
2GH-1111G-00	B - 2	4SV-12119-00	B - 5
3GM-11133-10	B - 2	4SV-12121-00	B - 5
3GM-11134-10	B - 2	3GM-12126-00	B - 5
3GM-1115A-01	B - 2	1WG-12153-09	B - 6
3FV-11166-00	C - 6	1WG-12153-21	B - 6
4SV-11181-00	B - 3	2NK-12153-02	B - 6
3FV-11182-00	B - 2	2NK-12153-09	B - 6
3GM-11191-00	B - 2	1HX-12168-A0	B - 5
4SV-11193-00	B - 2	1HX-12168-F0	B - 5
214-11198-01	B-13	1HX-12168-H1	B - 5
3GM-11310-01	B - 3	1HX-12168-K1	B - 5
4PM-11310-01	B - 3	1HX-12168-M1	B - 5
4FM-1133E-00	C - 5	1HX-12168-R1	B - 5

PART NO.	GRID NO.	PART NO.	GRID NO.
1HX-12168-U1	B - 5	1HX-12168-W1	B - 5
1HX-12168-Y1	B - 5	1HX-12168-00	B - 5
1HX-12168-20	B - 5	1HX-12168-40	B - 5
1HX-12168-40	B - 5	1HX-12168-60	B - 5
1HX-12168-60	B - 5	1HX-12168-80	B - 5
1HX-12168-E0	B - 6	1HX-12169-G0	B - 6
1HX-12169-J0	B - 6	1HX-12169-L0	B - 6
1HX-12169-N0	B - 6	1HX-12169-T0	B - 6
1HX-12169-11	B - 5	1HX-12169-50	B - 5
1HX-12169-50	B - 5	1HX-12169-70	B - 6
1HX-12169-90	B - 6	4SV-12171-00	B - 7
4SV-12171-00	B - 7	3GM-12176-00	B - 7
3GM-12176-00	B - 7	4SV-12181-00	B - 7
3GM-12210-00	B - 7	3GM-12210-00	B - 7
4BE-12213-00	B - 7	2GH-12241-00	B - 7
3GM-12241-00	B - 7	3GM-12251-00	B - 7
3GM-12251-00	B - 7	3GM-12252-01	B - 7
3GM-1240G-00	B - 9	3FV-1240G-00	B - 9
4SV-1240G-00	B-10	4SV-12405-00	B - 9
4SV-12405-00	B - 9	4SV-12405-10	B - 9
4FM-12410-00	B - 9	3GM-12417-00	B - 9
3GM-12417-00	B - 9	1UF-12421-09	B - 8
1UF-12421-09	B - 8	3GM-12422-00	B - 8
3GM-12422-00	B - 8	4SV-1243E-00	B-10
4SV-1243E-00	B - 8	11H-12438-00	B - 8
11H-12438-00	B - 8	1AE-12439-00	B - 8
1AE-12439-00	B - 8	4SV-1244E-00	B - 9
4SV-1244E-00	B - 9	4SV-1244F-00	B - 9
4SV-1244F-00	B - 9	1UF-12450-00	B - 8
1UF-12450-00	B - 8	4SV-12461-00	B - 9
4SV-12461-00	B - 9	4JH-12462-00	B - 9
4JH-12462-00	B - 9	4SV-12464-00	B - 9
4SV-12464-00	B - 9	3FV-12469-00	B - 8
3FV-12469-00	B - 8	1AE-12481-01	B - 8
1AE-12481-01	B - 8	4SV-12482-00	B - 8
4SV-12482-00	B - 8	2GH-12484-00	B-10

NUMERICAL INDEX

PART NO.	GRID NO.	PART NO.	GRID NO.
4SV-14197-00	C - 4	4V-14904-00	C - 2
4KM-14216-00	C - 2	4KM-14933-00	C - 2
3G2-1423A-76	C - 3	4SV-14933-00	C - 2
8CC-1423A-74	C - 3	4SV-14935-00	C - 3
8CC-1423A-76	C - 3	4SV-14968-00	C - 2
3G2-14231-25	C - 3	4SV-14985-00	C - 3
4SV-14261-00	C - 3	3LK-14987-00	C - 3
4KG-14285-00	C - 3	4SV-14987-00	C - 3
4NK-14327-00	C - 3	4SV-14987-10	C - 4
4SV-14401-00	B-14	4SV-14987-20	C - 3
2GH-14413-00	B - 8	4SV-14987-30	C - 3
4FN-14413-00	C - 4	1KT-14994-00	C - 3
4SV-14422-00	B-14	4KG-14995-00	C - 2
3GM-14432-00	B-14	4SV-14996-30	C - 3
3GM-14443-00	B-14	4SV-14996-40	C - 4
3GM-14451-00	B-14	4SV-14996-50	C - 4
3GM-14453-00	B-14	4SV-15100-00	C - 6
1VJ-14462-00	B-14	2TK-15105-00	C - 7
4SV-14610-00	C - 5	2GH-15123-00	B-11
3YF-14613-01	C - 5	1AE-15124-00	B-11
4SV-14638-00	C - 5	2GH-15133-00	B-11
3GM-14683-00	C - 5	4H7-15189-00	C - 7
4SV-14711-00	C - 5	1AE-15316-00	C - 8
4VD-14711-00	C - 5	4SV-15346-00	C - 8
4SV-14714-00	C - 5	3Y1-15361-00	C - 8
3GM-14811-00	C - 5	4FM-15362-00	C - 8
4SV-14821-00	C - 5	3FV-15363-00	C - 6
4HD-14826-00	C - 5	3GM-15373-00	B-13
2TK-14865-01	C - 5	1AE-15381-00	C-10
2TK-14867-01	C - 5	1AE-15383-00	C - 7
4SV-1490J-00	C - 2	4SV-15385-00	C - 7
4VD-1490J-00	C - 2	3GM-15410-01	C - 8
4VF-1490J-00	C - 2	3GM-15416-00	C - 8
3EN-1490K-00	C - 4	3GM-15417-00	C - 8
4SV-14900-00	C - 2	4FM-15421-01	C - 8
4VD-14900-00	C - 2	3GM-15427-00	C - 8
4VF-14900-00	C - 2	2GH-15435-00	C - 8
4SV-14901-00	C - 2	3GM-15449-00	C - 8
4VF-14901-00	C - 2	4FM-15451-00	C - 8
4SV-14902-00	C - 2	1AE-15456-00	C - 8
4VD-14902-00	C - 2	4FM-15461-00	C - 8
4VF-14902-00	C - 2	4FM-15463-00	C - 8
4SV-14903-00	C - 2	4FM-15467-00	C - 8
4VD-14903-00	C - 2	4H7-15486-00	C - 8
4VF-14903-00	C - 2	3GM-15512-01	C-10
4SV-14904-00	C - 2	4BH-15517-00	C-10
4VD-14904-00	C - 2	3GM-15519-00	C-10
		51Y-15521-00	C-10

L1

NUMERICAL INDEX

PART NO.	GRID NO.	PART NO.	GRID NO.	PART NO.	GRID NO.
3GM-15522-00	C-10	4SV-2117E-00	D-4	4SV-23102-00	D-11
3GM-15524-00	C-10	4SV-2117F-00	D-2	4SV-23103-00	D-11
3GM-15580-00	C-10	4SV-2127A-00	D-2	4SV-23106-00	D-11
1J7-15583-01	C-10	4SV-2127A-10	D-2	4SV-23107-00	D-11
3GM-15689-00	C-10	4SV-21342-00	D-15	4SV-23110-00	D-11
4SV-16150-01	C-11	4SV-21348-00	D-13	4SV-23111-00	D-11
1AE-16154-00	C-11	4SV-2137Y-00	D-2		D-12
4H7-16155-01	C-10	4SV-21398-00	D-2	4SV-23115-00	D-11
1AE-16164-00	C-11	4SV-2144G-00	E-12		D-12
3GM-16321-00	C-11	4SV-21441-00	E-12	3GM-23117-A0	D-11
4H7-16321-02	C-11	4FM-21446-01	D-3		D-12
31A-16325-00	C-11	4X7-2149Y-00	B-14	4SV-23125-00	D-11
3GM-16351-00	C-11	4SV-21511-00-4B	D-4	4SV-23135-00	D-11
3GM-16356-00	C-11	4SV-21511-00-6M	D-4	4SV-23141-00	D-11
1AE-16357-00	C-11	4SV-21556-00	D-4		D-12
4BH-16371-02	C-11	4SV-21611-00	D-4	4SV-23144-00	D-11
1TV-16381-11	C-11	3GM-21621-00	D-5		D-12
2GH-17121-00	C-12	30X-21621-00	D-5	4SV-23145-00	D-11
2GH-17131-01	C-12	4SV-21635-00	D-4		D-12
2GH-17141-00	C-12	2TV-21638-00	B-9	3GM-23153-A0	D-11
2GH-17151-00	C-12	5A8-21639-00	D-4		D-12
2GH-17211-02	C-12	4SV-2164F-00	D-5	4SV-23156-00	D-11
3GM-17221-00	C-12	4HM-21647-00	D-4		D-12
3GM-17231-01	C-12	3GM-21649-00	D-5	4SV-23170-00	D-11
3GM-17241-00	C-12	3GM-21649-10	D-5		D-12
3GM-17251-00	C-12	4SV-21651-00-PO	D-4	4SV-2318Y-00	D-11
278-17424-01	C-13	4SV-21651-00-6M	D-4		D-12
2GH-17460-11	C-12	4SV-21654-00	D-2	4SV-2331G-00	D-11
1AE-18101-01	C-15	4SV-21654-10	D-2		D-12
4FM-18110-01	C-15	4SV-2173L-00	D-6	3GM-2331K-A0	D-11
2GH-18112-01	C-15	4SV-2173L-10	D-6		D-12
132-18113-01	C-15	4SV-21731-00	D-6	4SV-23340-00	D-12
1WG-18115-01	C-15	4SV-2174L-00	D-6	4SV-23377-00	E-8
4G0-18127-00	C-15	4SV-2174L-10	D-6	3GM-23415-00	D-10
36Y-18140-00	C-14	4SV-21741-00	D-6	3YF-23418-00	D-10
2H9-18154-00	C-15	4SV-21781-00	D-6	4SV-23435-00	D-10
3LE-18511-00	C-14	1AA-21815-00	D-3	3FV-23462-00	D-10
3LE-18512-00	C-14	4FM-21871-02	D-3	10L-23469-00	E-7
3LE-18513-00	C-14	1AA-21874-00	D-3	341-23469-00	E-7
4SV-18531-00	C-14	4SV-22110-00	D-7	4SV-24110-10-01	D-13
1AE-18536-00	C-14	3FV-22128-00	D-7	4SV-24110-10-02	D-13
4BH-18540-00	C-14	3GM-22141-01	D-7	1LJ-2414J-00	D-4
278-18542-00	C-14	4SV-22151-00	D-7	2GH-24181-00	D-13
278-18566-00	C-14	4FM-2217A-00	D-7	22F-24181-00	F-2
4SV-21110-00	D-2	3GM-2217M-00	D-7	4FM-24181-00	C-5
4FM-2116J-10	D-3	3FV-22184-00	D-7	4SV-24181-00	D-13
4FM-21161-02	D-3	4SV-22210-00	D-9	2GH-24183-00	D-13
4FM-21162-00	D-3	4SV-22311-00	D-7	4JH-24183-00	D-13

NUMERICAL INDEX

PART NO.	GRID NO.	PART NO.	GRID NO.	PART NO.	GRID NO.
2GH-24186-00	D-13	4SV-2580W-00	E-6	4FM-26240-00	E-7
1HX-24188-01	D-13	4SV-2581T-00	E-3	4FM-26241-00	E-7
4SV-24191-00	D-13	4FM-25819-01	E-6	4SV-26246-00	E-7
4SV-24311-00	D-14	4BP-2582A-00	E-14	4SV-26247-00	E-12
4SV-24312-00	D-14	4SV-2582W-00	E-6	4SV-26280-00	F-2
3PA-24356-00	E-8	1FK-25827-00	E-6	3LN-26281-01	E-7
4SV-24398-00	D-14	1FK-25828-00	E-6	3LN-26282-01	E-7
4SV-24411-00	C-2	4BH-2583V-00	E-14	4SV-26290-00	F-2
4KM-24453-00	C-3	51J-25836-00	E-6	4FM-26292-00	E-8
4SV-24453-00	C-3	341-25846-00	E-2	4SV-26298-00	F-3
4KM-24500-10	D-14	4KM-2585F-00	E-8	4SV-26302-00	E-7
4X8-24512-00	D-14	4BP-2585F-00	E-14	4SV-26331-00	E-7
3AJ-24523-00	D-14	3LN-2585G-00	E-14	3GM-26450-A1	E-10
3AJ-24534-00	D-14	2KF-25852-50	E-14	3GM-26455-00	E-10
1FK-24560-00	D-14	3GM-25852-50	E-8	3GM-26464-00	E-10
4FM-24602-00	D-13	3FV-25854-00	E-8	3GM-26470-A0	E-10
4SV-24710-00	D-15	360-25854-00	E-14	278-27114-00	D-15
4SV-24711-00	D-15	55U-25854-00	E-10	4FM-27211-21	E-14
4SV-24718-00	D-15	2GU-25855-00	E-14	4FM-27222-00	E-14
56J-2472F-00	F-12	2J2-25855-50	E-8	4FM-27254-00	E-14
4SV-24750-00	D-15	2VN-25866-00	E-8	4SV-27261-00	E-14
4SV-24751-00	D-15	56A-25867-00	E-8	4FM-27311-00	E-11
4SV-24755-00	D-15		E-10	4FM-27315-00	E-11
4BP-2478E-00	D-15	4SV-25872-00	E-8	4FM-27321-00	E-11
4BP-24780-00	D-15	4SV-25873-00	E-8	1TX-27351-00	E-11
4BP-24792-00	D-15	4SV-25874-00	E-15	4SV-27410-00	E-11
4FM-25149-00	E-2	4FM-25876-00	E-15	4BP-27413-00	E-11
4SV-25168-00-7B	D-11	4SV-25876-00	D-4	4SV-27414-00	E-13
4FM-25181-01	E-2	4BH-25886-00	E-15	4SV-27420-00	E-11
4FM-25190-00	E-2	3FV-2589A-00	E-8	4SV-27430-00	E-12
4FM-25338-01-7B	E-4	3FV-2589F-00	E-8	4BP-27434-01	E-14
4FM-25364-00	E-4	3FV-2589G-00	E-8	4BP-27437-00	E-12
4FM-25366-00	E-4	3GM-2589H-00	E-8	4SV-27437-00	E-12
4FM-25371-10	E-4	3FV-25894-00	E-8	4SV-27440-00	E-12
4FM-25377-00	E-4	31A-25894-01	E-14	4SV-27442-00	E-11
4FM-25381-10	E-5	4FM-25895-00	E-14	4SV-27443-00	E-11
4FM-25388-01	E-4	29L-25919-A0	E-6	4SV-28100-00	D-5
4FM-25389-00	E-4	4SV-25919-00	E-3	4FM-28215-00	F-2
29L-25398-00	E-2	3HE-25924-00	E-6	4FM-2831T-00	F-5
	E-4	4SV-25924-00	E-3	4SV-2831W-00	F-2
	E-2	3GM-25925-00	E-3	4SV-28328-00	F-5
	E-4		E-6	3LE-28338-20	F-5
	E-2	4SV-26111-00	E-7	4SV-2834V-00	F-2
	E-4	4SV-26112-00	E-7	3TU-28344-00	D-13
	E-4	4SV-26121-00	E-7	4SV-28356-00	F-2
	E-4	4SV-26122-00	E-7	4SV-28357-00	F-2
	E-3	4SV-2622H-00	E-11	4SV-2836A-00	F-4
	E-3	4SV-2622J-00	E-12	4SV-2836F-00	F-5

NUMERICAL INDEX

PART NO.	GRID NO.	PART NO.	GRID NO.	PART NO.	GRID NO.
4SV-2836G-00	F - 5	4NK-82115-00	F -14	3GM-83912-11	E -10
4SV-2836K-00-P0	F - 5	4JH-82116-00	F -14	4SV-83922-00	E - 8
4SV-2836K-00-4B	F - 5	2T4-82131-00	D - 5	25G-83936-01	E - 7
4SV-2836L-00-P0	F - 5	7H3-82131-00	F -14	437-83936-01	B -10
4SV-2836L-00-4B	F - 5	2GH-82151-00	F -14	4PU-83963-00	E - 7
4SV-2837L-00	F - 3	2KW-82151-00	F -14	4SV-83972-00	E - 7
4SV-28371-00	F - 4	36V-82151-00	F -14	3FV-83980-00	E - 8
4FM-28372-00	D -15	4SV-82305-00	F -13	3GM-83980-00	E -10
4SV-28372-00	F - 4	4VD-82305-00	F -13	4SV-84310-00	F -11
1NL-28378-00	F -12	4VF-82305-00	F -13	4SV-84310-10	F -11
36F-28379-00	D - 4	4FM-82310-00	F -13	2F9-84314-00	F -11
4SV-28381-00	F - 2	4FM-82320-00	F -13	4SV-84314-00	F -11
4VD-28391-00	F - 4	4SV-82370-00	F -13	4SV-84314-10	F -11
4VD-28391-10	F - 4	4JH-82501-03	F -14	4SV-84340-00	F -11
4VD-28392-00	F - 4	4SV-82509-00	F -14	4SV-84347-00	F -11
4VD-28392-10	F - 4	1KT-82530-03	F -14	4SV-84350-00	F -11
4SV-28415-00	F - 2	4FM-82540-00	F -13	4SV-84359-00	F -11
4SV-2848H-00	F - 5	3LN-82560-01	F -13	4SV-84359-10	F -11
4SV-2848K-00	F - 4	3LD-82566-80	F -15	4SV-84397-00	F -11
4SV-2848L-00	F - 4	4SV-82590-00	F -14	4SV-84710-00	F -12
4SV-2848M-00	F - 4	4JH-83310-01	F - 9	1A2-84714-41	F -12
4SV-2848N-00	F - 4	306-83311-40	F - 9	4G0-84735-00	F -12
89X-77167-00	D - 6	4JH-83318-10	F - 9	4G1-84744-00	F -10
4SV-81600-00	F - 6	4JH-83320-01	F - 9	3G1-85130-01	D - 5
4BH-81604-00	F - 6	4JH-83330-00	F - 9	4FM-85132-00	D - 4
3FV-81619-00	F - 6	4JH-83332-00	F - 9	3GM-85720-00	F -13
4BH-81634-00	F - 6	4JH-83340-00	F - 9	3GM-85752-01	F -15
36Y-81638-50	F - 6	4JH-83342-00	F - 9	42X-85753-00	F -15
2KT-81642-50	F - 6	4FM-83345-00	F - 9	4FM-85820-00	F -13
4BH-81643-00	F - 6	3GM-83350-01	F -13	4SV-85885-00	C - 3
4BH-81643-10	F - 6	4FM-83369-00	F - 9	9Y581-01107	B - 7
3FV-81645-00	F - 6	3TB-83371-01	F -13	90101-06664	D - 3
4BH-81645-00	F - 6	4FM-83509-80	F -10	90101-08766	E - 4
4BH-81660-00	F - 6	4SV-83513-00	F -10	90101-10658	D - 7
3GM-81670-00	F - 7	3FV-83517-00	F -10	90101-10659	D - 7
3XF-81800-00	F - 8	4FM-83520-00	F -10	90105-060A0	B - 2
2KT-81815-00	F - 8	4SV-83523-00	F -10		B - 7
3HE-81826-00	F - 8	4SV-83526-00	F -10		B - 8
3KS-81840-00	F - 8	4FM-8353H-40	F -10		B - 9
11H-81844-00	F - 8	4SV-83540-00	F -10		E - 8
26H-81847-00	F - 8	4NX-83546-00	F -10	90105-06153	B - 2
36Y-81910-50	F - 6	4FM-83550-02	F -10	90105-06541	B - 2
4SV-81940-00	F -14	4FM-83559-00	F -10	90105-06790	B - 8
3GM-81950-00	F -14	4SV-83570-00	F -10	90105-06798	B - 8
4SV-81950-00	F -14	4SV-83570-10	F -10	90105-07342	B - 7
4BH-81970-00	F - 6	4SV-83578-00	F -10	90105-08321	E - 5
4BH-81972-00	F - 6	4SV-83590-00	F -10	90105-09373	C - 6
3XW-82100-00	F -14	11H-83591-00	F -13	90105-09555	C - 6

NUMERICAL INDEX

PART NO.	GRID NO.	PART NO.	GRID NO.	PART NO.	GRID NO.
90105-09580	C - 6	90150-05039	F - 5	90185-24165	E - 5
90105-10323	D - 9	90150-06036	D - 6	90201-04018	D - 5
90105-10376	D - 7		F - 2	90201-050T4	C - 5
90105-10716	D - 2		F - 4	90201-06042	E -11
90105-10725	E - 3		F - 5	90201-061M7	B -11
	E - 6	90151-06014	C - 7	90201-064R0	D - 7
90109-061F3	D - 2	90152-06014	C - 8	90201-065F3	B - 9
90109-063F8	C -14	90152-06024	C - 8		F -10
90109-064F0	B - 2	90154-05013	F - 3	90201-06643	C -14
90109-065A8	B - 7	90154-05059	D - 6	90201-08083	E -14
90109-080G5	F -14	90154-06061	D - 4	90201-08087	C - 6
90109-083E2	E -11	90157-05079	E -11	90201-08326	E -14
90109-083G4	E - 3		F -15	90201-096J9	C - 6
	E - 6	90157-06104	C - 8	90201-101J1	D - 3
90109-104E6	E -11	90159-03102	F -10		D - 7
90109-112F1	B - 7	90159-06033	D - 3	90201-10118	E - 9
90110-05112	D -13	90159-06045	E -14		E -10
90110-06124	E -11	90159-06058	D - 6		E -15
	E -12	90159-06123	C -11	90201-103M4	B - 2
90110-06142	B -10	90159-06150	E -12	90201-104R2	E -14
90110-08155	D - 2	90164-04006	F -10	90201-106M5	C - 5
	E -11	90167-05075	F - 3	90201-10669	E -13
90110-08177	C -10	90170-06228	C -15	90201-12575	C -15
90110-08199	E -12	90170-20327	C -11	90201-127J6	E -14
90110-08244	E -12	90176-06055	F - 3	90201-150H2	C -11
90110-10169	D - 2	90176-06065	D - 4	90201-18264	D - 7
90116-10531	C - 6	90176-10075	B - 2	90201-200K3	C -12
90116-10532	C - 6	90176-22081	D -10	90201-220T0	D -10
90116-10569	C - 7	90179-05523	F - 2	90201-231E1	D -11
90116-10575	E - 4		F - 3		D -12
90116-10576	C - 6	90179-08327	B - 4	90201-257R5	E - 5
90119-06018	F - 5	90179-08410	C - 5	90202-05187	D -14
90119-06097	D - 4	90179-10584	B - 2		F -15
	D -14	90179-10658	D - 2	90202-24190	D -10
90119-06115	C - 5		E -12	90202-26142	D -10
90119-06118	F -12	90179-10682	D - 2	90206-08051	D - 2
90119-06170	D -13	90179-18667	C -13	90206-14086	E -14
90119-06187	C - 5	90179-25615	D -10	90209-06096	C - 8
90119-06227	D - 4	90183-05024	D - 6	90209-11262	B - 2
90149-04278	D - 5		F - 3	90209-22191	C -12
90149-05273	F - 2		F - 4	90209-25196	C -12
90149-06008	D -14		F - 5	90215-20231	C -11
	F -15	90183-06023	D - 5	90215-21290	C -12
90149-06287	E -10		E -14	90240-08124	E -14
90149-06298	D - 8		F - 2	90243-08029	E -11
90150-05024	F - 2		F -13	90267-40029	D - 4
90150-05039	F - 3	90185-10037	E -11	90267-40076	D - 4
	F - 4	90185-18104	D - 7		D - 5

NUMERICAL INDEX

PART NO.	GRID NO.	PART NO.	GRID NO.	PART NO.	GRID NO.
90269-08078	D- 3	90430-06014	B- 3	90467-11044	B -10
90338-05240	B -15		B- 8	90467-12124	D -14
90338-06162	E -11	90430-10171	B -11	90467-13123	D -14
	E -12		D -11	90467-14015	C - 6
90338-08226	F -13		D -12	90467-14057	E -15
	F -14	90445-083J9	B -10	90467-15054	C - 6
90338-15202	D - 2	90445-084G9	D - 3	90468-15139	B -15
90338-30096	C - 6	90445-090E5	B -14	90468-16099	E - 5
90340-14068	C - 7	90445-09496	B -14	90480-01558	D -13
90340-18101	B - 2	90445-102G7	D -13	90480-10542	B - 9
90387-05383	C - 6	90445-114E2	B -14	90480-12072	D - 4
90387-06022	D - 7	90445-11452	B -14	90480-12314	B -14
90387-06023	E -12	90445-146F9	D -14	90480-12607	E -12
90387-0609L	F -13	90446-17346	E -12	90480-13398	D - 4
90387-061W9	D -13	90450-22052	B -10		D - 6
90387-06299	D -13	90450-38040	B - 9		F - 2
90387-065J6	B -14	90450-57034	B -14		F - 4
	D - 4	90450-75083	B -14	90480-14412	F -13
90387-067N5	F - 2	90460-50079	D - 9	90480-15363	B - 9
90387-07391	B - 9	90461-10132	E - 8	90480-18276	F -12
	D -14	90462-08158	C - 7	90501-04623	C -10
	F -12	90462-08184	C - 7	90501-06022	C -14
90387-077M3	D - 4	90464-07121	F -14	90501-12743	E -12
90387-07717	D - 7	90464-10112	F -14	90501-230E4	C -11
90387-102R4	D - 2	90464-10186	F -13	90506-18224	E -11
90387-105V7	C - 5	90464-10190	F - 2	90506-20377	E -12
90387-106U7	E -13	90464-12089	F -14	90506-26225	E -11
90387-10636	C -15	90464-13073	B -10	90508-20572	E -11
90387-114K8	D - 2		F -10	90508-26681	C -14
90387-115V8	D - 7		F -13	90508-32682	C -15
90387-122R5	D - 7	90464-13080	F -14	90560-12191	C -15
90387-127W0	C -12	90464-15195	F -14	90560-25270	C -11
90387-203M7	C -12	90464-16025	F - 9	90560-28389	E - 4
90387-211T9	E - 2	90464-20136	F -14	91314-08030	D - 2
90387-2200S	E - 2	90464-20191	F - 2		D -10
90387-2200T	C -12	90464-20237	F -14	91314-10040	D - 2
90387-253M6	C -12	90464-23239	E - 4	91314-10045	D - 2
90387-255V9	C -12	90464-25160	F - 2	91317-05010	D -13
90387-2707Y	E - 5	90464-60067	F -14	91317-06012	E - 8
90387-2805W	E - 5	90465-08028	B - 9		F - 3
90387-2805X	C -12	90465-08076	B -13	91317-06020	B -14
90387-281T8	B -11	90467-08003	D - 3		E - 7
90401-10139	E - 9	90467-08017	B -15	91317-06050	B -11
90401-10159	E -10	90467-08021	B -10	91317-06070	D -13
	E -15	90467-09006	D -13	91317-06110	D -13
	E - 9	90467-09037	B -10	91317-08025	E - 7
	B -13	90467-10008	B -14	91317-08030	D -12
	B - 2	90467-10039	B -10		E - 7

NUMERICAL INDEX

PART NO.	GRID NO.	PART NO.	GRID NO.	PART NO.	GRID NO.
91317-08040	D -11	93210-18417	B - 8	94701-00222	B - 2
91317-10025	D -11	93210-19216	F - 7	94701-00333	B - 2
	D -12	93210-20573	C - 7	95024-06020	C - 9
91380-04006	C - 5	93210-23787	B - 8	95024-06030	C - 9
91401-20015	E - 5		B -10	95024-06040	C - 8
	E -14	93210-27778	C - 6	95024-06050	C - 8
92014-08020	E -14		C - 8	95024-10045	E -13
92017-06010	C - 8	93210-29196	F -13	95027-06008	F -14
92017-06020	F -13	93210-30694	B - 8	95027-06010	B - 8
92901-04600	E - 8	93210-33133	B - 8		B -13
92906-06600	E -10	93210-40N50	D -11		E -15
92907-04100	F -10		D -12		B - 2
92907-04600	F - 9	93210-44545	B -14		B - 3
	F -10	93210-77363	B - 3		B - 8
92907-06200	D - 2	93210-87723	B -13		B -11
	F - 2	93305-30501	C -12		B -13
	F - 4	93306-00105	B - 8		C - 7
92907-06600	F -13	93306-00420	E - 2		F - 7
	C -10	93306-20321	C -10	95027-06014	F -13
92907-08200	E -12	93306-20455	C -12	95027-06016	C -10
92990-03100	F -10	93306-20541	C -10	95027-06030	B - 8
92990-04100	E - 8	93306-20567	E - 4		B -11
92990-04600	C - 5	93306-20644	E - 4		B -13
92990-05100	F - 6	93306-30525	C -12	95027-06040	C -11
92990-05600	F - 6	93310-340N8	C -11	95027-06090	B - 8
92990-06600	C - 5	93315-42523	D - 7	95304-06700	C -11
92990-10600	D - 2	93317-21746	D - 7	95304-06700	C -15
93101-12060	B - 8	93317-31771	D - 7	95307-10600	D -11
93102-12106	C -15	93340-21505	C -11		D -12
93102-28021	E - 2	93399-99931	D -10	95317-06600	F -10
93102-35412	E - 4	93399-99932	D -10	95317-08700	E -14
93102-35423	C -12	93440-10153	D -10	95337-08600	E - 4
93102-40211	E - 4	93440-25084	B - 2	95607-04100	D - 5
93105-45017	E - 2	93440-28062	C -12	95607-06200	D -13
93109-08061	C -11	93440-45144	C -12	95614-10200	E -13
93109-12053	C -15	93450-19095	C -13	95617-06100	E - 8
93109-17048	D - 7	93501-04011	B - 4	95617-08200	F - 2
93210-06632	B -11	93511-32027	E -12	95617-08625	B - 2
	C - 7	93604-10011	C -11	95617-10100	D - 7
	B -14	93615-12088	B - 8	95617-10200	D - 7
93210-06714	B -13	93900-00030	C -10		D - 9
93210-07135	B -11		E - 2		E - 4
	B -11		E - 4	95680-08100	E -12
	D -13	94112-1708X	E - 2	95706-06500	E -10
93210-14369	C - 7	94112-1709J	E - 2	95707-05500	D - 5
93210-14579	B -13	94118-1708Y	E - 4		F - 2
93210-15566	B -13	94118-1709K	E - 4		F - 6
93210-15620	E - 8	94581-57110	E - 4	95707-06500	B - 9

NUMERICAL INDEX

PART NO.	GRID NO.	PART NO.	GRID NO.
95707-06500	D-15	98507-04008	F-9
	F-9	98507-04010	F-10
95707-08500	E-5	98507-04014	C-2
95707-10500	D-3	98507-05010	C-3
95817-06010	B-9	98507-05018	F-6
	F-13	98507-05020	E-7
95817-06012	E-9	98507-05025	E-7
	F-4	98507-05045	E-7
95817-06014	C-10	98507-06010	C-8
95817-06016	B-11		D-15
	C-14		E-12
	D-2		F-13
	D-3	98507-06016	F-13
	D-4	98517-04012	E-8
	D-15	98517-05012	C-2
95817-06020	B-14	98517-06020	C-8
	D-2		E-14
95817-06025	B-9		F-2
	D-7	98517-06140	B-14
	F-8	98706-04016	E-10
95817-06030	F-13	98707-04008	C-2
95817-06035	C-6	98707-04012	E-10
95817-06060	C-6	98707-05012	C-14
95817-06080	C-6	98907-05016	F-3
95817-06140	C-6	99006-10600	C-15
95817-08020	C-5	99009-10400	B-13
95817-08030	E-12	99009-12400	B-8
95817-08035	C-5	99226-00180	D-13
95817-08045	C-6	99227-00180	D-13
95817-08055	C-6	99234-00080	D-5
95817-08060	C-6	99234-00100	F-2
95817-08065	C-6	99234-00280	F-4
	F-6	99236-00100	F-2
95817-08090	C-6	99510-08016	B-2
95824-06020	C-15		B-13
97017-06025	D-13	99510-12016	C-7
	E-10	99530-08012	B-11
97027-06012	B-9		C-8
97080-06008	C-5		C-9
97095-05012	C-5		C-11
97702-40610	F-9	99530-10014	B-2
97704-40012	F-5		C-6
97707-50012	D-4	99530-14016	B-3
97707-60014	F-11		
97707-60016	F-14		
97707-60525	F-13		
98507-03008	D-14		
98507-03010	F-10		

NUMERICAL INDEX

PART NO.	GRID NO.	PART NO.	GRID NO.	PART NO.	GRID NO.	PART NO.	GRID NO.
----------	----------	----------	----------	----------	----------	----------	----------

L5

*COPYRIGHT: All rights reserved. No part of this publication
may be reproduced without permission.*

YAMAHA

YAMAHA MOTOR CO., LTD.
2500 SHINGA I IWATA SHIZUOKA JAPAN
SERVICE INFORMATION DIV.

♻️
PRINTED ON RECYCLED PAPER

Printed in Japan
First edition MAR.,1996